

QUANTUM™ BINS


- Heavy-duty, virgin, high density polypropylene/polyethylene
- Autoclavable up to 250°F
- Large multiple label slots
- Stackable
- Optional dividers and clear windows available for most units
- Hangs on louvered panels, rails and carts
- Jumbo bins can not hang on louvered panels or rail systems
- Jumbo bins have a stack capacity of up to 100 lbs. and can stack up to 6 bins high



QUANTUM™
STORAGE
SYSTEMS



**JUMBO 24" L
ULTRA BINS
(23 7/8"W)**



Model No. (BINS)						Mfg. No.	Outside Dim.					Ctn Qty	Bin load Cap. lbs.
Black	Blue	Yellow	Red	Ivory	Green		L"	x	W"	x	H"		
CC975	CB739	CB741	CB744	CB745	CC264	QUS 205	4 1/2	x	4 1/8	x	3	24	8
CC976	CB747	CB750	CB751	CB753	CC265	QUS 210	5 1/2	x	4 1/8	x	3	24	10
CC977	CB756	CB757	CB759	CB762	CC266	QUS 220	7 1/2	x	4 1/8	x	3	24	10
CD276	CD249	CD262	CD263	CD264	CD265	QUS 224	10 7/8	x	4 1/8	x	4	12	-
CC978	CB763	CB765	CB766	CB768	CC267	QUS 230	11	x	5 1/2	x	5	12	30
CC979	CB769	CB771	CB772	CB774	CC268	QUS 233	13 1/2	x	5 1/2	x	5	12	30
CC974	CC971	CC972	CC973	CC990	CC970	QUS 234	14 3/4	x	5 1/2	x	5	12	-
CC980	CB775	CB777	CB778	CB780	CC269	QUS 235	11	x	11	x	5	6	50
CC576	CB781	CB783	CB784	CB786	CC270	QUS 239	11	x	8 1/4	x	7	6	50
CC577	CB787	CB789	CB790	CB792	CC271	QUS 240	14 3/4	x	8 1/4	x	7	12	60
CC983	CC282	CC283	CC284	CC285	CC286	QUS 245	11	x	16 1/2	x	5	6	60
CC578	CB794	CB795	CB796	CB797	CC272	QUS 250	14 3/4	x	16 1/2	x	7	6	75
CC579	CB798	CB800	CB801	CB802	CC273	QUS 255	16	x	11	x	8	4	75
CC580	CB803	CB804	CB806	CB807	CC274	QUS 260	18	x	11	x	10	4	75
CC581	CC287	CC288	CC289	CC290	CC291	QUS 265	18	x	8 1/4	x	9	6	60
CC582	CB808	CB809	CB810	CB811	CC275	QUS 270	18	x	16 1/2	x	11	3	-
CC989	CC292	CC293	CC294	CC295	CC296	QUS 280	19 3/4	x	12 3/8	x	5 7/8	6	-

JUMBO 24" DEEP ULTRA BINS (DO NOT HANG ON LOUVERED PANELS OR RAIL SYSTEMS)

-	CD545	CD547	CD546	-	-	QUS 950	23 7/8	x	8 1/4	x	7	6	-
-	CD548	CD550	CD549	-	-	QUS 951	23 7/8	x	8 1/4	x	9	6	-
-	CD551	CD553	CD552	-	-	QUS 952	23 7/8	x	11	x	7	4	-
-	CD554	CD556	CD555	-	-	QUS 953	23 7/8	x	11	x	10	4	-
-	CD557	CD559	CD558	-	-	QUS 954	23 7/8	x	16 1/2	x	11	1	-
-	CD560	CD562	CD561	-	-	QUS 955	23 7/8	x	18 1/4	x	12	1	-

DIVIDERS ONLY

Length Model No.	Cross	Clear Window Model No.
CB824	-	-
CB825	-	-
CB826	-	-
CD250	-	CD266
CB829	-	CB814
CB828	-	CB812
CB836	-	-
CC569	-	CC568
CB827	-	CB815
CB830	-	CB816
CB831	-	CB818
CC297	-	CC300
CB831	-	CB819
CB833	-	CB820
CB834	-	CB821
CC298	-	CC301
CB835	-	CB822
CC381	-	CC302

JUMBO DIVIDERS ONLY

CD563	CD569
CD564	CD570
CD565	CD571
CD566	CD572
CD567	CD573
CD568	CD574

* Indicates Cross Divider

OPEN HOPPER STORAGE SHELF UNITS

QUS 239 SERIES

- 28 QUS 239 Series bins
- 8 heavy-duty grey enamel shelves
- Dimensions: 12" D x 36" W x 77" H
- Capacity: 500 lbs. per shelf
- Shipped knocked down



CC912

QUS 240 SERIES

- 28 QUS 240 Series bins
- 8 heavy-duty grey enamel shelves
- Dimensions: 12" D x 36" W x 77" H
- Capacity: 500 lbs. per shelf
- Shipped knocked down



CC920

QUS 250 SERIES

- 14 QUS 250 Series bins
- 8 heavy-duty grey enamel shelves
- Dimensions: 12" D x 36" W x 77" H
- Capacity: 500 lbs. per shelf
- Shipped knocked down



CC926

QUS 240 & 230 SERIES

- 12 QUS 240 Series bins
- 36 QUS 230 Series bins
- 10 heavy-duty grey enamel shelves
- Dimensions: 12" D x 36" L x 77" H
- Capacity: 500 lbs. per shelf
- Shipped knocked down



CC929

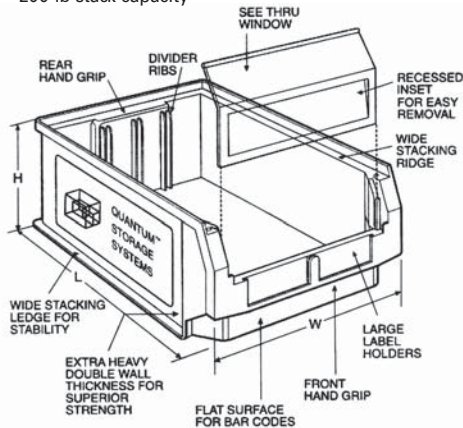
Model No.						Description	No. of Shelves
Black	Blue	Yellow	Red	Ivory	Green		
QUS 239 SERIES BINS SHELF UNIT							
CD393	CC912	CC913	CC914	CC915	CC916	Starter	8
CD397	CD291	CD292	CD293	CD294	CD295	Add-On	8
QUS 240 SERIES BINS SHELF UNIT							
CD395	CC917	CC918	CC919	CC920	CC921	Starter	8
CD399	CD301	CD302	CD303	CD304	CD305	Add-On	8

Model No.						Description	No. of Shelves
Black	Blue	Yellow	Red	Ivory	Green		
QUS 250 SERIES BINS SHELF UNIT							
CD394	CC922	CC923	CC924	CC925	CC926	Starter	8
CD398	CD296	CD297	CD298	CD299	CD300	Add-On	8
QUS 240 & 230 SERIES BINS SHELF UNIT							
CD396	CC927	CC928	CC929	CC930	CC931	Starter	10
CD400	CD331	CD306	CD307	CD308	CD309	Add-On	10

GIANT STACKING CONTAINERS

GIANT STACKING CONTAINERS

- Injection moulded from high density polyethylene
- Extra heavy, double wall thickness with interlock preformed lip allows containers to stack securely
- Moulded carrying handle on backside
- Moulded-in divider and label slots
- Optional windows available
- Can withstand temperatures ranging from -40° to 250°F
- Waterproof, will not rust or corrode
- Unaffected by chemicals and solvents
- Mobile bin comes with 2 swivel, 2 rigid 3" casters
- 300-lb mobile capacity
- 200-lb stack capacity



Model No. (BINS)				Mfg. No.	Outside Dimensions				
Blue	Green	Red	Yellow		L"	x	W"	x	H"
CC361	CC362	CC363	CC364	QMS531	19 3/4	x	12 3/8	x	5 7/8
CC365	CC366	CC367	CC368	QMS532	19 3/4	x	12 3/8	x	7 7/8
CC369	CC370	CC371	CC372	QMS533	19 3/4	x	12 3/8	x	11 7/8
CC373	CC374	CC375	CC376	QMS543	19 3/4	x	18 3/8	x	11 7/8
CC377*	CC378*	CC379*	CC380*	QMS743	29	x	18 3/8	x	11 7/8
CC447*	CC448*	CC449*	CC450*	QMS843MOB	29	x	18 3/8	x	11 7/8

* Includes heavy-duty spread bar for extra strength and support

DIVIDER

Model No.
CC381
CC382
CC383
CC384
-
-

WINDOW

Model No.
CC385
CC386
CC387
CC388
-
-

GIANT OPEN HOPPER BIN SHELVING UNITS

- Dimensions: 18" D x 42" W x 77" H
- Capacity: 500 lbs. per shelf
- Shipped knocked down

Model No.				Description
Red	Blue	Yellow	Green	
SERIES QMS532				
CC460	CC461	CC462	CC463	Starter
CC477	CC478	CC479	CC480	Add-on
SERIES QMS533				
CC468	CC469	CC470	CC471	Starter
CC485	CC486	CC487	CC488	Add-on

SERIES QMS532

- 21 QMS532 open hopper bins
- 8 heavy-duty grey enamel shelves



SERIES QMS533

- 15 QMS533 open hopper bins
- 6 heavy-duty grey enamel shelves



MAGNUM GIANT OPEN HOPPER BIN SHELVING UNITS

- Dimensions: 18" D x 42" W x 75" H
- Capacity: 475 lbs. per shelf
- Shipped knocked down

SERIES MSU531

- 27-QMS531 open hopper bins
- 10 heavy-duty grey enamel shelves

SERIES MSU16

- 4-QMS543-red, 3-QMS533-blue, 6-MS532-yellow and 3-MS531-blue open hopper bins
- 7 heavy-duty grey enamel shelves

SERIES MSU543


- 10-QMS543 open hopper bins
- 6 heavy-duty grey enamel shelves

Model No.	Colour	Mfg. No.
SERIES MSU531		
CD597	Blue	MSU531-Blue
CD598	Yellow	MSU531-Yellow
CD599	Green	MSU531-Green
CD600	Red	MSA531-Red
SERIES MSU16		
CD605		MSU16MIX
SERIES MSU543		
CD601	Blue	MSU543-Blue
CD602	Yellow	MSU543-Yellow
CD603	Green	MSU543-Green
CD604	Red	MSA543-Red



PLASTIC SHELF BINS

- Economical way to store and display parts and components
- Durable polypropylene
- Designed for use on 12", 18" and 24" deep shelving, or vertical storage and retrieval units
- Shelf bins "nest" when empty
- Bin cups and dividers available



The special built-in hanglock catches the underside of the shelf above, allowing each bin to be tilted out for complete access.

Blue	Bin Model No.			Green	Mfg. No.	Outside Dimensions			Inside Dimensions			Qty /Case	Dividers, up to 7 per bin	Bin Cups Per Bin			
	Red	Yellow				L" x W" x H"	L" x W" x H"	L" x W" x H"	L" x W" x H"	L" x W" x H"				CB379	CB380	CD036	CD041
CB381	CB382	CB383	CB696		30-110	11 5/8 x 2 3/4 x 4	10 1/4 x 1 5/8 x 4	24					N/A	3	N/A	N/A	N/A
CB384*	CB385*	CB386*	CB697*		30-120	11 5/8 x 4 1/8 x 4	10 1/4 x 3 x 4	24					CB420	5	2	N/A	N/A
CB393*	CB394*	CB395*	CB698*		30-130	11 5/8 x 6 5/8 x 4	10 1/4 x 5 1/2 x 4	12					CB421	9	4	N/A	N/A
CC393	CC394	CC395	N/A	QSB107	11 7/8 x 8 1/8 x 4	10 3/4 x 7 1/2 x 3 7/8	20						CB867	N/A	N/A	12	4
CC396	CC397	CC398	N/A	QSB109	11 7/8 x 11 1/8 x 4	10 3/4 x 10 3/8 x 3 7/8	8						CB869	N/A	N/A	18	6
CB390*	CB391*	CB392*	CB699*	30-128	17 7/8 x 4 1/8 x 4	16 1/2 x 3 x 4	12						CB420	8	3	N/A	N/A
CB396*	CB397*	CB398*	CB700*	30-138	17 7/8 x 6 5/8 x 4	16 1/2 x 5 1/2 x 4	12						CB421	15	6	N/A	N/A
CC399	CC400	CC401	N/A	QSB108	17 7/8 x 8 1/8 x 4	16 1/2 x 7 1/2 x 3 7/8	10						CB867	N/A	N/A	19	6
CC402	CC403	CC404	N/A	QSB110	17 7/8 x 11 1/8 x 4	16 3/8 x 10 3/8 x 3 7/8	8						CB869	N/A	N/A	29	9
CC405	CC406	CC407	N/A	QSB105	23 7/8 x 4 1/8 x 4	22 1/4 x 3 1/4 x 3 7/8	8						CB861	N/A	N/A	13	4
CC408	CC409	CC423	N/A	QSB106	23 7/8 x 6 5/8 x 4	22 1/4 x 5 1/2 x 3 7/8	8						CB862	N/A	N/A	21	8
CC411	CC412	CC413	N/A	QSB114	23 7/8 x 8 1/8 x 4	22 1/4 x 7 1/2 x 3 7/8	6						CB867	N/A	N/A	24	8
CC414	CC415	CC416	N/A	QSB116	23 7/8 x 11 1/8 x 4	22 1/4 x 10 3/8 x 3 7/8	6						CB869	N/A	N/A	35	16

* 2 full width adjustable/removable dividers included

BIN DIVIDERS

Model No.	Mfg. No.	Description	Qty/case
CB420	40-120	Divider, 2 7/8" wide	24
CB421	40-130	Divider, 5 1/2" wide	24
CB867	DSB107	Divider, 8 1/8" wide	50
CB869	DSB109	Divider, 11 1/8" wide	50
CB861	DSB101	Divider, 4 1/8" wide	50
CB862	DSB102	Divider, 6 5/8" wide	50

BIN CUPS

Model No	Mfg. No.	Colour	Description
CB379	30-101	White	Bin cup, 3 1/4" x 2"
CB380	30-102	White	Bin cup, 5" x 2 3/4"
CD036	QBC111	Yellow	Bin cup, 3 1/4" x 1 3/4"
CD041	QBC112	Yellow	Bin cup, 5 1/8" x 2 3/4"

RECYCLED SHELF BINS

- Manufactured from recycled 100% post consumer, high density polyethylene
- Available in black only

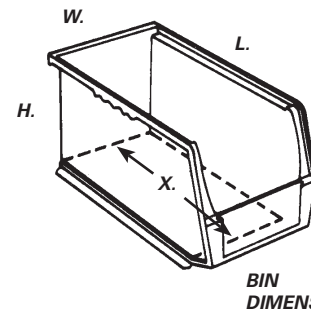
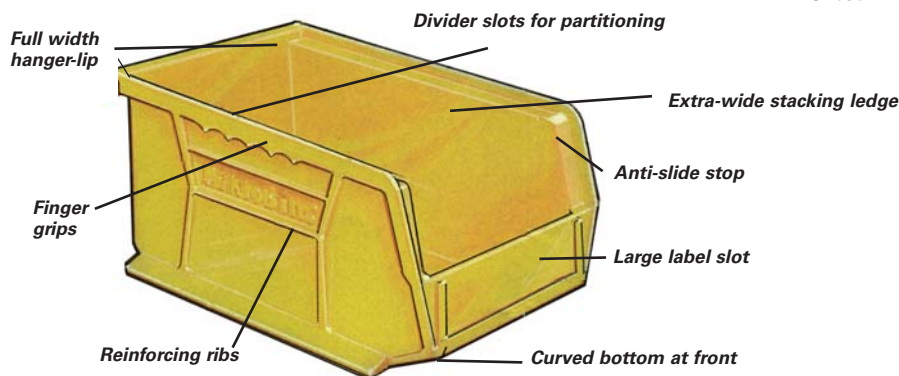

Model No.	Mfg. No.	Outside Dimensions					Inside Dimensions					Qty /Ctn	Wt. lbs.	Dividers Model No.
		L"	x	W"	x	H"	L"	x	W"	x	H"			
CB850	QSB 101 BR	11 7/8	x	4 1/8	x	4	10 3/4	x	3 1/4	x	3 7/8	36	0.41	CB861
CB851	QSB 102 BR	11 7/8	x	6 5/8	x	4	10 3/4	x	5 1/2	x	3 7/8	30	0.53	CB862
CB954	QSB 104 BR	17 7/8	x	6 5/8	x	4	16 1/2	x	5 1/2	x	3 7/8	20	0.9	CB862
CB854	QSB 105 BR	23 7/8	x	4 1/8	x	4	22 1/4	x	3 1/4	x	3 7/8	16	0.94	CB861
CB855	QSB 106 BR	23 7/8	x	6 5/8	x	4	22 1/4	x	5 1/2	x	3 7/8	8	1.5	CB862
CB857	QSB 108 BR	17 7/8	x	8 1/8	x	4	16 1/2	x	7 1/2	x	3 7/8	10	1.2	CB867
CB860	QSB 114 BR	23 7/8	x	8 1/8	x	4	22 1/4	x	7 1/2	x	3 7/8	6	1.5	CB867
CC304	QSB 116B	23 7/8	x	11 1/8	x	4	22 1/4	x	10 3/8	x	3 7/8	6	2.0	CB869
CC241	QGH 700 BR	15 1/4	x	19 7/8	x	12 7/16	-	-	-	-	-	3	13	N/A



PLASTIC BINS

PLASTIC BINS

- Designed to hang from bin racks, panels, rails and carts
- Bins reduce and control inventories, shorten assembly times and minimize parts handling
- Reinforced ribs, on both sides, prevent bins from spreading under loads
- Unaffected by weak acids and alkalis
- Stackable
- 5 available colours allow for colour coding



BIN DIMENSIONS

Bin Model No.																	Bin Load		Dividers		
Blue	Red	Yellow	Green	Stone	Mfg. No.	Outside Dimensions					Inside Dimensions					Cap.** lbs.	Wt. lbs.	Qty /Case		Model No.	
						L"	x	W"	x	H"	L"	x	W"	x	H "	x	X* "				
CB093	CB094	CB095	CB663	CB664	30-210	5 3/8	x	4 1/8	x	3	4 3/4	x	3 7/16	x	2 13/16	x	4	10	0.2	24	CB124
CB096	CB097	CB098	CB665	CB666	30-220	7 3/8	x	4 1/8	x	3	6 3/4	x	3 7/16	x	2 13/16	x	6	10	0.3	24	CB125
CB099	CB100	CB101	CB667	CB668	30-230	10 7/8	x	5 1/2	x	5	10 1/4	x	4 3/8	x	4 3/4	x	9	30	0.8	12	CB127
CB102	CB103	CB104	CB669	CB670	30-235	10 7/8	x	11	x	5	10 1/4	x	10	x	4 3/4	x	9	50	1.5	6	CB127
CB105	CB106	CB107	CB671	CB672	30-239	10 3/4	x	8 1/4	x	7	10	x	6 9/16	x	6 3/4	x	8	50	1.5	6	CB128
CB108	CB109	CB110	CB673	CB674	30-240	14 3/4	x	8 1/4	x	7	14	x	6 9/16	x	6 3/4	x	12	60	2.0	12	CB129
CB111	CB112	CB113	CB675	CB676	30-250	14 3/4	x	16 1/2	x	7	14	x	14 3/4	x	6 3/4	x	12	75	3.5	6	CB129
CB114**	CB115**	CB116**	N/A	N/A	30-265	18	x	8 1/4	x	9	17 1/8	x	6 3/4	x	8 1/4	x	14 1/2	-	3.5	6	CB131
CB117**	CB118**	CB119**	N/A	N/A	30-270	18	x	16 1/2	x	11	17 1/8	x	14 3/4	x	10 1/4	x	13 3/4	-	4.3	3	CB132

** When attached to panels, 30-265 and 30-270 may be too large to hang in certain applications.

*X Int. Dim. = length of bottom

1800 SERIES AKRO-BINS

- Extra large and strong for heavier, bulkier parts and components
- Designed to fit standard 18" deep shelving
- Reinforced ribs prevent spreading under big loads
- Front and back finger grips make handling easy
- One black cross-wise divider per bin is provided
- Stackable
- Light beige



Model No.	Inside Dimensions L" x W" x H"	Outside Dimensions L" x W" x H"	Wt. lbs.	Qty /Case	Dividers Model No.
CB122	20 x 7 3/8 x 6 1/2	20 1/2 x 8 1/4 x 7	3.5	6	CB134
CB123	20 x 10 1/8 x 6 1/2	20 1/2 x 11 x 7	4.0	6	CB135

BIN BUDDY™ LABEL HOLDERS

- Clear self-adhesive backing adheres to any plastic or metal container
- Clear bar code compatible window protects label from dirt and moisture
- Includes a set of laser/ink jet compatible labels, 25/pack
- Extra refill labels are also available, sold 50/pack



Model No.	Mfg. No.	Size	Load	Refill Labels
OF210	BB-35	3 x 5	Side	OF214
OF211	BB-46	4 x 6	Side	OF215
OF212	BB-13	1 x 3	Top or Bottom	OF216
OF213	BB-24	2 x 4	Top or Bottom	OF217

PLASTIC BIN SUPPORT RACKS

- Louvered bin panels can be wall-mounted, attached to back of shelving, mounted on benches, carts, inside cabinets, fastened to slotted angle components or used for service truck interiors
- Bins are easily removed, refilled and replaced
- Each heavy-duty panel is 16-gauge cold-rolled steel
- Slotted holes 3/4" L x 3/8" W at 6" centres simplify installation
- Kleton grey powder coated
- **Installation Note:** Panels must be securely fastened to materials of adequate load bearing strength
- Each panel must be secured vertically at the centre

KLETON

BIN QUANTITY TABLE

Quantity of identical plastic bins that fit Model CB362 Panel

Panel Height	Bin	Bin	Bin	Bin	Bin	Bin	Bin
35 3/4" Wide	CB093	CB096	CB099	CB102	CB105	CB108	CB111
1 Panel = 19" H	32	32	18	9	8	8	4
2 Panels = 37" H	72	72	36	18	18	16	8
3 Panels = 55" H	104	104	54	27	28	28	14
4 Panels = 73" H	144	144	72	36	36	36	18

For CB361 Panel, use 1/2 of bin quantities shown above.

Model No.
CB362
Panel Only



Model No.	Panel Size W" x H"	Wt. lbs.
CB361	18 x 19	6
CB362	36 x 19	12

BIN CARTS

- Mobile bin cart has a work surface of 14-gauge steel
- Model CB366 (shown) includes 16 Model CB108 and 4 Model CB111 bins
- 5" non-marking casters
- Includes two CB362 panels which accommodate various bin quantities, see chart above
- 38 1/2" L x 24" W x 37 1/2" H
- Kleton blue finish
- Shipped all-welded



KLETON


Model No.	Description				Dimensions			Wt. lbs.		
CB365	Cart only				24	x	38 1/2	x	36 1/2	95
Blue	Red	Yellow	Green	Stone						
CB366	CB367	CB368	CB689	CB690	24	x	38 1/2	x	36 1/2	133

ACCESSORIES FOR PLASTIC BIN SUPPORT & BENCH RACKS

- Round and square hooks, constructed in sturdy steel
- Can be mounted on louvered panels
- Kleton blue finish



CC165



CC167

FOR LOUVERED PANEL

Model No.	Description
CC165	Round hook, 6"
CC166	Round hook, 12"
CC167	Square hook, 6"
CC168	Square hook, 12"

KLETON

MOBILE BIN RACKS

- CB359 single-sided unit incorporates two Model CB362 panels and 2 1/2" non-marking casters
- CB649 double-sided unit incorporates six CB362 panels and 5" non-marking casters
- Ideal for transportation of small parts
- Double-sided rack (shown CB090) includes 96 plastic bins of various sizes
- Single-sided rack includes 36 bins, one size only
- Kleton blue finish
- Shipped all-welded



KLETON

Model No.	Description				Rack Type	Dimensions W" x D" x H"			Wt. lbs.	
CB359	Rack only				Single	36	x	16	x 46	60
CB649	Rack only				Double	36	x	24	x 63	120
Blue	Red	Yellow	Green	Stone						
CB650	CB651	CB652	CB681	CB682	Single	36	x	16	x 52	83
CB089	CB090	CB091	CB683	CB684	Double	36	x	24	x 63	187

STATIONARY BIN RACKS

- Bin racks made of 1 1/4" square tube frame
- Shipped all-welded
- CB373 stationary single-sided bin rack incorporates three model CB362 panels
- See chart above for bin unit capacities
- CB653 double-sided bin rack incorporates 6 model CB362 panels
- Model CB656 (shown) includes 28 Model CB110 bins
- Kleton blue finish




KLETON

Model No.					Description	Rack Type	Dimensions				Wt. lbs.	
							W"	D"	x	H"		
CB373					Rack only	Single	36	x	12	x	61	60
CB653					Rack only	Double	36	x	24	x	61	100
Blue	Red	Yellow	Green	Stone								
CB654	CB655	CB656	CB685	CB686	Single	36	x	12	x	61	107	
CB370	CB371	CB372	CB687	CB688	Double	36	x	24	x	61	194	

EURO DRAWERS AND SHELVING UNITS

EURO DRAWERS

- Heavy-duty design for efficient organisation of heavy parts, supplies, tools or equipment
- Injection moulded from virgin grade high impact polystyrene
- 12-gauge thick wall
- Completely waterproof
- Oil and chemical resistant
- Smooth front curved pull handle has ample room for pressure sensitive identification labels or bar codes
- Front handle has 3/4" opening
- Full width back ledge ensures spill free use



Model No.	Series	Colour	Outside Dimensions					Inside Dimensions					Qty /Case	Divider Model No.
			L"	x	W"	x	H"	L"	x	W"	x	H"		
CC501	QED601	Blue	11 5/8	x	5 9/16	x	4 5/8	10 9/16	x	5 3/16	x	4 3/8	24	CC517
CC502	QED601	Yellow	11 5/8	x	5 9/16	x	4 5/8	10 9/16	x	5 3/16	x	4 3/8	24	CC517
CC503	QED601	Grey	11 5/8	x	5 9/16	x	4 5/8	10 9/16	x	5 3/16	x	4 3/8	24	CC517
CC504	QED601	Red	11 5/8	x	5 9/16	x	4 5/8	10 9/16	x	5 3/16	x	4 3/8	24	CC517
CC505	QED602	Blue	17 5/8	x	5 9/16	x	4 5/8	16 9/16	x	5 3/16	x	4 3/8	24	CC517
CC506	QED602	Yellow	17 5/8	x	5 9/16	x	4 5/8	16 9/16	x	5 3/16	x	4 3/8	24	CC517
CC507	QED602	Grey	17 5/8	x	5 9/16	x	4 5/8	16 9/16	x	5 3/16	x	4 3/8	24	CC517
CC508	QED602	Red	17 5/8	x	5 9/16	x	4 5/8	16 9/16	x	5 3/16	x	4 3/8	24	CC517
CC509	QED603	Blue	23 7/8	x	5 9/16	x	4 5/8	22 3/4	x	5 3/16	x	4 3/8	12	CC517
CC510	QED603	Yellow	23 7/8	x	5 9/16	x	4 5/8	22 3/4	x	5 3/16	x	4 3/8	12	CC517
CC511	QED603	Grey	23 7/8	x	5 9/16	x	4 5/8	22 3/4	x	5 3/16	x	4 3/8	12	CC517
CC512	QED603	Red	23 7/8	x	5 9/16	x	4 5/8	22 3/4	x	5 3/16	x	4 3/8	12	CC517
CC513	QED604	Blue	17 5/8	x	3 3/4	x	4 5/8	16 9/16	x	3 1/2	x	4 3/8	24	CC518
CC514	QED604	Yellow	17 5/8	x	3 3/4	x	4 5/8	16 9/16	x	3 1/2	x	4 3/8	24	CC518
CC515	QED604	Grey	17 5/8	x	3 3/4	x	4 5/8	16 9/16	x	3 1/2	x	4 3/8	24	CC518
CC516	QED604	Red	17 5/8	x	3 3/4	x	4 5/8	16 9/16	x	3 1/2	x	4 3/8	24	CC518

Add dividers to Euro Drawers for additional storage possibilities!



EURO DRAWER CLOSED SHELF UNITS

- 13 heavy-duty grey enamel shelves
- Capacity: 500 lbs. per shelf
- Shipped knocked down

INCLUDES:

- 72 QED601 Series Euro drawers
- Dimensions: 36" W x 12" D x 77" H

- 108 QED604 Series Euro drawers
- Dimensions: 36" W x 18" D x 77" H

Model No.				Description	No. of Shelves
Blue	Yellow	Grey	Red		
CC893	CC894	CC895	CC896	Starter	13
CD310	CD311	CD312	CD313	Add-On	13

Model No.				Description	No. of Shelves
Blue	Yellow	Grey	Red		
CC901	CC902	CC903	CC904	Starter	13
CD318	CD319	CD320	CD321	Add-On	13

- 72 QED602 Series Euro drawers
- Dimensions: 36" W x 18" D x 77" H

- 72 QED603 Series Euro drawers
- Dimensions: 36" W x 24" D x 77" H

CC897	CC898	CC899	CC900	Starter	13
CD314	CD315	CD316	CD317	Add-On	13

CC905	CC906	CC907	CC908	Starter	13
CD322	CD323	CD324	CD325	Add-On	13



QUICK PICK DOUBLE HOPPER BINS


- Front and back access to stored parts
- Bins stack vertically, cross-wise and nest when empty
- Label holders on front and back



Model No.	Mfg. No.	Dimensions			Colour	Case Qty	Cross Divider	Length Divider
		L"	x	W"	x	H"		
CD402	QP965	9 1/2	x	6 5/8	x	5	Red	CD420
CD403	QP965	9 1/2	x	6 5/8	x	5	Blue	CD426
CD404	QP965	9 1/2	x	6 5/8	x	5	Yellow	CD420
CD405	QP1265	12 1/2	x	6 5/8	x	5	Red	CD421
CD406	QP1265	12 1/2	x	6 5/8	x	5	Blue	CD421
CD407	QP1265	12 1/2	x	6 5/8	x	5	Yellow	CD421
CD408	QP1285	12 1/2	x	8 3/8	x	5	Red	CD422
CD409	QP1285	12 1/2	x	8 3/8	x	5	Blue	CD422
CD410	QP1285	12 1/2	x	8 3/8	x	5	Yellow	CD422
CD411	QP1496	14	x	9 1/4	x	6 1/2	Red	CD423
CD412	QP1496	14	x	9 1/4	x	6 1/2	Blue	CD423
CD413	QP1496	14	x	9 1/4	x	6 1/2	Yellow	CD423
CD414	QP1867	18 1/2	x	6 5/8	x	7	Red	CD424
CD415	QP1867	18 1/2	x	6 5/8	x	7	Blue	CD424
CD416	QP1867	18 1/2	x	6 5/8	x	7	Yellow	CD424
CD417	QP1887	18 1/2	x	8 3/8	x	7	Red	CD425
CD418	QP1887	18 1/2	x	8 3/8	x	7	Blue	CD425
CD419	QP1887	18 1/2	x	8 3/8	x	7	Yellow	CD425

STORAGE BINS


HI-STAK PLASTIC BINS



- Innovative stacking design allows for greater visibility and easier access to contents
- Are guaranteed unbreakable and distortion-free from -40°C to 120°C
- Unaffected by oil, alkaline and most acids
- Four 1" post-type legs allow stacking
- 1" of extra height between bins allows for easier access and greater visibility of bin contents
- Attach to each other's sides for a strong, more stable arrangement
- Ideal in production or for store display
- I.D. card with clear plastic shield provided with each bin

Model No.				Dimensions			Wt. lbs.	Qty /Case
Blue	Yellow	Green	Red	L"	x W"	x H"		
CB260	CB261	CC234	CC242	7.2	x 4.8	x 3.2	0.10	60
CB262	CB263	CC235	CC243	10.0	x 6.0	x 4.8	0.15	36
CB264	CB265	CC236	CC244	14.0	x 8.0	x 6.0	0.35	18
CC239	CC240	CC237	CC245	18.0	x 8.0	x 7.1	0.55	12
CB266	CB267	CC238	CC246	18.0	x 12.0	x 7.1	0.60	8

* Add 1 inch to overall height when stacking on legs.



GIANT STACKING CONTAINERS

- Designed for multiple applications in recycling, storing parts, tools and warehouse items
- Will stack up to 6 high creating sturdy, tall storage systems
- Large grip side handles
- Extra thick side walls with reinforcing ribs allow for 100 lbs. stack capacity per bin
- 1/4" drill holes in bottom allow for drainage
- Optional clear window and labels are available
- Outside dimensions :
15 1/4" L x 19 7/8" W x 12 7/16" H



Model No.					Mfg. No.	Qty /Ctn
Grey	Blue	Ivory	Black	Red		
CB838	CB839	CB841	CB842	CB843	QGH700	3

GIANT STACK CONTAINER SHELF UNIT

- Includes 10 QG H700 storage bins and heavy-duty grey enamel shelves
- 42" W x 18" D x 76" H
- Capacity: 500 lbs. per shelf
- Shipped knocked down



Model No.					Description	No. of shelves
Grey	Blue	Ivory	Black	Red		
CB845	CB846	CB848	CB849	CC306	Starter	6
CB970	CB971	CB973	CB974	CC307	Add-On	6

SECURITY STORAGE CABINETS

HI-DENSITY SECURITY BIN CABINET

- Each door holds 150 lbs.
- All-welded, heavy-duty, 16-gauge steel, deep-door cabinet
- Provides secure storage for valuable parts, precision tools and other inventories using a unique shielded padlock hasp
- Incorporates louvered hanging panels welded to the cabinet's back panel and on its 4" deep hinged doors for added storage capacity
- Dimensions: 38" W x 24" D x 72" H • Kleton grey
- Model **CB443** cabinet includes the following plastic bins:
42 Model **CB093**, 42 Model **CB096**,
18 Model **CB099**, 12 Model **CB108**
and 6 Model **CB111** (Bins are on page B4)

KLETON

Model No.	Description	Wt. lbs.
CB441	Cabinet only	316

CABINET W/BINS

Blue	Red	Model No.	Yellow	Green	Stone	Description	Wt. lbs.
CB443	CB444	CB445	CB691	CB692		Cabinet c/w 120 plastic bins	385



COMBINATION BIN/SHELF SECURITY CABINET

- Each door holds 150 lbs.
- All-welded, heavy-duty 16-gauge steel, deep-door, combination bin/shelf cabinet
- Provides secure storage for precision tools, valuable parts and small assemblies using an innovative padlock hasp/handle design
- Incorporates louvered bin hanging panels welded into the cabinet's 4" deep hinged doors
- Includes four adjustable heavy gauge shelves
- Dimensions: 38" W x 24 D" x 72" H
- Kleton grey
- Model **CB446** cabinet (shown) includes 84 Model **CB093** plastic bins (Bins are on page B4)

KLETON

Model No.	Description	Wt. lbs.
CB442	Cabinet only	324
FB025	Extra shelf	18


CABINET W/BINS

Blue	Red	Model No.	Yellow	Green	Stone	Description	Wt. lbs..
CB446	CB477	CB448	CB693	CB694		Cabinet c/w plastic bins	341



BENCH RACKS

- **CB363** (shown) all-welded bench rack is a self-supporting work station organizer
- Incorporates one model **CB362** panel (See on page B5 for bin unit capacities)
- Unit may be placed on any flat surface near work area without bolts or fasteners
- **CB364** all-welded bench rack is a larger capacity unit
- Incorporates four model **CB362** panels
- Designed for permanent installation on a 72" workbench
- Kleton blue finish



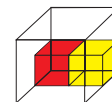
KLETON

Model No.	Rack Type	Dimensions	Wt. lbs.
CB363	Free standing	36 x 22	22
CB364	Bolt-on	72 x 40	95


BENCH RACK

- 16-gauge cold rolled steel
- 36" L x 8" W x 19" H
- 125-lb load capacity
- Grey baked enamel finish
- Shipped knocked down

Model No. **CD663**



QUANTUM STORAGE SYSTEMS



FIBREBOARD BINS & RACKS

CORRUGATED PARTS BINS & DIVIDERS

- Economical standard duty bins constructed of durable corrugated fibreboard
- Ideal for storing any loose small parts
- Assembled easily without staples or tape, just fold
- Bins are designed to hang from the shelf for hands-free access
- Bin dividers included
- Shipped knocked down



Standard Corrugated Bins & Dividers



Dimensions W" x H"	12" Deep Parts Bins Ctn. Qty 100		18" Deep Parts Bins Ctn. Qty 100	
	Model No.	Ctn. Wt. lbs.	Model No.	Ctn. Wt. lbs.
2 x 4 1/2	CB063	17	CB056	22
3 x 4 1/2	CB064	19	CB057	27
4 x 4 1/2	CB065	20	CB058	30
6 x 4 1/2	CB066	25	CB059	38
8 x 4 1/2	CB067	31	CB060	45
9 x 4 1/2	CB068	36	N/A	-
10 x 4 1/2	CB052	38	CB054	50
12 x 4 1/2	CB053	44	CB055	57

3 5/8" DEEP REMOVABLE DIVIDERS - CTN. QTY. 100

Dimensions W" x H"	Model No.	Ctn. Wt. lbs.	Dimensions W" x H"	Model No.	Ctn. Wt. lbs.
1 3/4 x 4 1/8	CB071	7	7 3/4 x 4 1/8	CB075	22
2 3/4 x 4 1/8	CB072	9	9 3/4 x 4 1/8	CB069	27
3 3/4 x 4 1/8	CB073	10	11 3/4 x 4 1/8	CB070	31
5 3/4 x 4 1/8	CB074	14			



Removable dividers ease handling

SINGLE-SIDED PICK-RACKS

- Units are free standing, but may be bolted to bench top, floor or wall
- 61" high floor model c/w 48-4" plastic storage bins and 10-6" plastic storage bins or 48-4" corrugated bins and 8-8" corrugated bins
- 21 1/2" high bench model c/w 16-4" plastic storage bins, and 5-6" plastic storage bins or 16-4" corrugated storage bins and 4-8" corrugated storage bins
- Order complete with plastic shelf bins, fibreboard bins or rack only
- Grey enamel finish
- Shipped knocked down



CB326



CB318

Model No.	Dimensions W" x D" x H"	Bin Type	Wt. lbs.
CB318	32 7/8 x 12 1/8 x 21 1/2	Corrugated	22
CB377	32 7/8 x 12 1/8 x 21 1/2	Rack only	17
CB323	33 1/2 x 12 1/4 x 61	Corrugated	57
CB378	33 1/2 x 12 1/4 x 61	Rack only	45
Blue Red Yellow			
CB320	CB321 CB322	21 1/2	Plastic 25
CB325	CB326 CB327	61	Plastic 65

DOUBLE-SIDED MOBILE PICK-RACKS

- 22-gauge steel rack components mounted on a 26" x 36" dolly
- 3" casters
- Each rack accommodates 96-4" wide storage bins and 20-6" wide bins
- Order complete with plastic shelf bins, fibreboard bins or rack only
- Grey enamel finish
- Shipped knocked down



Model No.	Dimensions W" x D" x H"	Bin Type	Wt. lbs.
CB328	33 1/2 x 12 1/4 x 65	Corrugated	139
CB337	33 1/2 x 12 1/4 x 65	Rack only	115
Blue Red Yellow			
CB330	CB331 CB332	65	Plastic 155

PARTS STORAGE SHELVING UNITS

- Provides a versatile heavy-duty storage facility for parts storage bins
- 76" high unit c/w 96-4" bins
- 40" high unit c/w 48-4" bins
- Available with plastic shelf bins, fibreboard bins or shelving only
- Grey enamel finish
- Shipped knocked down



Model No.	Dimensions W" x D" x H"	Bin Type	Wt. lbs.
CB298	36 x 12 x 40	Corrugated	90
RC004	36 x 12 x 40	Shelving only	80
RC491	36 x 12 x 76	Corrugated	163
RC042	36 x 12 x 76	Shelving only	144
Blue Red Yellow			
CB301	CB302 CB303	40	Plastic 96
CB435	CB436 CB437	76	Plastic 176

DISTRIBUTION CONTAINERS

These reusable, returnable, attached-lid containers are ideal for use in wholesale product distribution and as picking containers. Hinged covers with tight interlocking fit provide maximum security and protection. Containers stack with lids closed and nest with lids open for optimum use of space in trucks, trailers or on pallets. Pebble grain bottom surface provides extra traction on

conveyors. Load capacity per container is a maximum of 70-75 lbs. Bottom container will support 250 to 300 lbs. when stacked. (Please inquire for exact load capacities). *Flipak™* containers are available in polyethylene plastic (PE) and polypropylene plastic (PP).

FLIPAK™ POLYETHYLENE PLASTIC (PE) DISTRIBUTION CONTAINERS

- High density polyethylene (HDPE) construction offers maximum product protection from moisture, impact and chemicals

ORBIS



Model No.		Outside Dim.				Outside Dim.		Volume cu. ft.	Nesting Ratio	Wt. lbs.
Grey	Red	L"	Top x W"	H"	Bottom L" x W"					
LESS THAN 2.0 CU.FT.										
CA452	-	11.8	x 9.8	x 7.7	9.3	x 7.0	0.3	2.8:1	2.1	
CA453	-	15.2	x 10.9	x 9.7	12.8	x 7.8	0.6	4.0:1	3.0	
CA454	-	21.8	x 15.1	x 5.5	18.9	x 13.7	0.7	3.6:1	4.8	
CA455	-	19.7	x 11.8	x 7.3	16.9	x 9.3	0.7	3.0:1	3.4	
CA456	-	20.6	x 13.5	x 6.5	18.2	x 11.7	0.8	2.1:1	5.2	
CA457	-	20.6	x 13.2	x 11.6	17.7	x 11.0	1.4	4.4:1	5.9	
CA458	CA459	21.8	x 15.2	x 9.8	19.1	x 13.5	1.4	4.4:1	5.9	
CA460	-	21.8	x 16.0	x 9.3	19.1	x 13.4	1.4	4.5:1	5.9	
CA461	-	22.3	x 13.0	x 12.8	19.1	x 10.9	1.6	3.8:1	6.2	
CA462	CA463	21.8	x 15.2	x 12.9	18.6	x 12.9	1.8	4.0:1	6.5	
CA464	-	23.5	x 15.7	x 13.0	19.9	x 13.0	1.9	4.5:1	6.9	

ECONOMY FLIP TOP CONTAINER

- Stacks when lid is closed
- Nests when empty
- Recessed carrying handles

iP

INTEGRATED PLASTICS



Model No.	Colour	Dimensions			
		L"	W"	H"	
CD459	Grey	21 1/2	15	12 1/2	
CD510	Red	21 1/2	15	12 1/2	
CD458	Grey	21 1/2	15	17	
CD511	Red	21 1/2	15	17	

FLIP TOP ECONOMY STORAGE CONTAINERS

- Stack when lid is closed
- Nest when empty
- Recessed carry handles

Model No. CD383
21.5" L x 15" W x 12.5" H

Model No. CD384
21.5" L x 15" W x 17" H



FLIPAK™ CLEAR POLYPROPYLENE PLASTIC (PP) DISTRIBUTION CONTAINERS

- Offer all the same benefits as the polyethylene containers, plus provide easy content identification
- Polypropylene (PP) is the same family as polyethylene
- Polypropylene's advantages over polyethylene include its greater stiffness and elevated use
- Temperature range: 30°F - 150°F



Model No.	Outside Dim Top			Outside Dim Bottom			Volume cu. ft.	Nesting Ratio	Wt. lbs.		
	L"	x	W" x H"	L"	x	W"					
LESS THAN 2.0 CU.FT.											
CC128	11.8	x	9.8	x	7.7	9.3	x	7.0	0.3	2.8:1	2.1
CC129	15.2	x	10.9	x	9.7	12.8	x	7.8	0.6	4.0:1	3.0
CC130	19.7	x	11.8	x	7.3	16.9	x	9.3	0.7	3.0:1	3.4
CC131	21.8	x	15.2	x	9.8	19.1	x	13.5	1.4	4.4:1	5.6
CC132	21.8	x	15.2	x	12.9	18.6	x	12.9	1.8	4.0:1	6.2
2.0 CU.FT. & GREATER											
CC133	23.9	x	19.6	x	12.6	21.1	x	17.1	2.7	5.3:1	8.4

STACK-N-NEST PLASTIC CONTAINERS



- Polylewton Stack-N-Nest containers used in general manufacturing, food processing and distribution applications
- Injection moulded from high-impact polyolefins
- Will not rust, rot or corrode, resist damaging effects of oil, most chemical solvents, water and steam
- Stack without covers
- Nest at alternating 180° positions when empty
- Withstands wide temperature variances
- Easily cleaned

**THE BLUE & GREY BINS
ARE FDA & USDA APPROVED
FOR FOOD APPLICATIONS!**

CONTAINERS

Model No.			Mfg. No.	Outside Dimensions Top			Outside Dimensions Bottom			Volume cu.ft.	Nesting Ratio	Wt. lbs.	Model No.		
Grey	Red	Blue		L" x W" x H"	L" x W" x H"	L" x W" x H"	L" x W" x H"	L" x W" x H"	Grey				Red	Blue	
CA341	CC859	CC868	SN2012-6	20.1 x 13.0 x 6.2	18.5 x 11.5	0.6	2.1:1	2.1	CA334	CC877	CC883				
CA344	CC860	CC869	SN2414-8	24.0 x 14.1 x 7.9	21.8 x 11.5	1.1	4:1	3.4	CA337	CC880	CC886				
CA342	CC861	CC870	SN2013-12	19.4 x 12.9 x 12.1	17.3 x 10.9	1.3	4:1	3.8	CA335	CC878	CC884				
CA343	CC862	CC871	SN2117-12	21.0 x 17.0 x 12.0	18.8 x 15.0	1.8	4:1	5.0	CA336	CC879	CC885				
CA346	CC863	CC872	SN2618-10	26.1 x 18.7 x 10.5	24.0 x 15.9	2.1	4:1	5.4	CA339	CC882	CC888				
CA348	CC864	CC873	SN3022-6	29.6 x 22.4 x 6.1	28.3 x 21.0	2.1	4:1	4.8	N/A	N/A	N/A				
CA347	CC865	CC874	SN2818-10	28.4 x 18.7 x 10.5	26.0 x 15.9	2.3	4:1	5.8	N/A	N/A	N/A				
CA345	CC866	CC875	SN2420-13	24.0 x 20.0 x 13.0	21.6 x 17.7	2.7	4:1	6.1	CA338	CC881	CC887				
CA349	CC867	CC876	SN3024-15	30.1 x 24.0 x 15.1	27.0 x 21.0	4.7	4.5:1	11.0	N/A	N/A	N/A				

QUANTUM NESTING TOTE

- High-density polyethylene
- Rolled top rim for comfortable grip
- Eight 1/4" position drill holes on bottom allow for drainage
- 24 1/2" L x 19" W x 9 1/2" H
- USDA/FDA approved

Model No. CD244 Grey
Model No. CD434 Blue



CROSS STACK BINS

- Ideal for production, assembly and order picking
- Injection moulded from high impact polyethylene; won't crack or rust, and easy to clean
- Can be turned 90° to cross stack
- Built-in handle and bottom grooves for easy handling
- Capacity: 100 lbs.
- FDA approved
- Optional clear label holder CC360



Model No.			Dimensions			Lid		
Blue	Grey	White	L" x W" x H"	L" x W" x H"	L" x W" x H"	Blue	Grey	White
CD583	CD584	CD585	17 1/4 x 11 x 12	CF016	CD586	CF017		
CD247	CD246	CD248	25 1/8 x 16 x 8 1/2	CF018	CD606	CF019		

STACK & NEST TOTES



STACK & NEST TOTES

- Will stack with or without lids for maximum storage and shipping
- Ability to stack and can be turned 180° to nest when empty
- Textured bottoms ensure safe and easy, non-slip grip transit on conveyors
- Injection moulded from high density polyethylene material
- Complies with USDA and FDA regulations for use in food processing
- Will not rust, corrode or bend out of shape
- Are unaffected by chemicals and are waterproof
- Fit on standard 48" x 40" pallets
- Can withstand temperature ranges from -10°F to 250°F
- Ribs under lip prevent jamming when nested
- Handle grips on either side

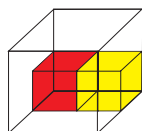
Optional lids snap on tightly and securely to protect container contents.

As pictured, lids can be fastened and locked for added security.



All nine sizes of totes have the ability to use the optional clear label holder.

It securely attaches to SNT with or without lid for easy part identification.



**QUANTUM™
STORAGE
SYSTEMS**

CONTAINERS

Model No.			Mfg. No.	Outside Dimensions					Inside Dimensions					Case /Qty
Blue	Grey	Red		L"	x	W"	x	H"	L"	x	W"	x	H"	
CC315	CC316	CC317	STN180	18	x	11	x	6	15 1/4	x	9 3/8	x	5 7/8	6
CC318	CC319	CC320	SNT185	18	x	11	x	9	15 1/8	x	9 1/8	x	8 7/8	6
CC321	CC322	CC323	SNT190	19 1/2	x	15 1/2	x	10	16	x	13 1/4	x	9 7/8	6
CC324	CC325	CC326	SNT195	19 1/2	x	15 1/2	x	13	15 7/8	x	13 3/8	x	12 7/8	6
CC327	CC328	CC329	SNT200	19 1/2	x	13 1/2	x	8	16 3/8	x	11 1/2	x	7 7/8	6
CC330	CC331	CC332	SNT225	23 1/2	x	19 1/2	x	10	19 3/8	x	16 7/8	x	9 7/8	3
CC333	CC334	CC335	SNT230	23 1/2	x	19 1/2	x	13	19 1/2	x	16 7/8	x	12 7/8	3
CC336	CC337	CC338	SNT240	23 1/2	x	15 1/2	x	12	19 5/8	x	13	x	11 7/8	3
CC339	CC340	CC341	SNT300	29 1/2	x	19 1/2	x	15	25 1/8	x	16 5/8	x	14 7/8	3

LIDS

Model No.			Case
Blue	Grey	Red	/Qty
CC342	CC343	CC344	6
CC342	CC343	CC344	6
CC345	CC346	CC347	6
CC345	CC346	CC347	6
CC348	CC349	CC350	6
CC351	CC352	CC353	3
CC351	CC352	CC353	3
CC354	CC355	CC356	3
CC357	CC358	CC359	3

* Model No. CC360

Label holder, accommodates up to 3" x 5". Fits all SNT containers.

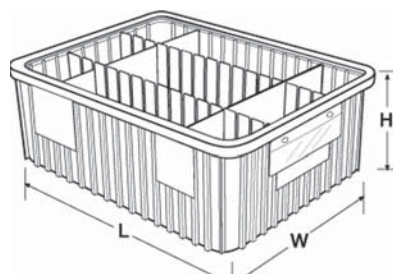
DIVIDER BOX® CONTAINERS

Full range of optional accessories available including cardholders, vertical and horizontal dividers and covers



Utilize Horizontal Dividers to increase available space for smaller size items by horizontally dividing containers.

- Multipurpose *DividerPak II® (NDC)* and *Divider Box® (DC)* series containers are injection-moulded HDPE
- **DG models** are injection moulded from high density FDA approved polyethylene which resists most solvents and chemicals
- Large, flat areas on all four sides for content identification (**NDC and DG series only**)
- Comfort grip handle
- Stacking rims and multi-ribbed external sides provide high impact strength
- All containers can be divided into compartments by length and/or width
- Moulded-in stacking ridge assures containers will stack securely with or without covers
- One set of cardholder snaps and security tie holes on two ends included on all **NDC** models
- Full range of optional accessories available including cardholders, vertical and horizontal dividers and covers



				Dimensions			Volume cu.ft.	Wt. lbs.	Short Dividers		Long Dividers		Clear Lids Model No.	Snap-on Card Holders Model No.
Model No.	Grey	Red	Blue	Series	Outside Dimensions L" x W" x H"	Inside Dimensions L" x W" x H"			Model No.	No. of Slots	Model No.	No. of Slots		
CA562	CC833	CC846	DC1025		10.8 x 8.3 x 2.5	9.2 x 6.6 x 2.5	0.07	0.5	CA568	7	CA571	5	CA556**	CC314
CC641	CC934	CC946	DG91035		10.9 x 8.3 x 3.5	9.2 x 6.6 x 3.0	0.10	0.9	CC659	7	CC650	5	CD437*	CD096
CC642	CC935	CC947	DG91050		10.9 x 8.3 x 5.0	9.2 x 6.6 x 4.5	0.19	1.2	CC660	7	CC651	5	CD437*	CD097
CA565	CC836	CC849	DC2025		16.5 x 10.9 x 2.5	14.8 x 9.2 x 2.5	0.16	0.9	CA571	11	CA577	7	CA559/CA561**	CC314
CC643	CC936	CC948	DG92035		16.5 x 10.9 x 3.5	14.9 x 9.3 x 3.0	0.24	1.42	CC661	11	CC652	7	CD438*	CD096
CA592	CC838	CC851	NDC2050		16.5 x 10.9 x 5.0	14.9 x 9.3 x 5.0	0.36	1.4	CA573	11	CA579	7	CA559/CA561**	CA446/CC314
CC644	CC937	CC949	DG92060		16.5 x 10.9 x 6.0	14.9 x 9.3 x 5.5	0.44	1.88	CC662	11	CC653	7	CD438*	CD097
CA566	CC840	CC853	DC2070		16.5 x 10.9 x 7.0	15.0 x 9.3 x 7.0	0.51	1.7	CA575	11	CA581	7	CA559/CA561**	CA446/CC314
CC645	CC938	CC950	DG92080		16.5 x 10.9 x 8.0	14.9 x 9.3 x 7.5	0.60	2.5	CC663	11	CC654	7	CD438*	CD098
CC646	CC939	CC951	DG93030		22.5 x 17.5 x 3.0	20.6 x 15.6 x 2.5	0.44	2.5	CC664	15	CC655	11	CD439*	CD096
CA567	CC842	CC855	DC3050		22.4 x 17.4 x 5.0	20.3 x 15.3 x 5.0	0.79	2.6	CA584	15	CA588	11	CA560/CD456**	CA446/CC314
CC647	CC940	CC952	DG93060		22.5 x 17.5 x 6.0	20.6 x 15.6 x 5.5	0.97	4	CC665	15	CC656	11	CD439*	CD097
CC648	CC941	CC953	DG93080		22.5 x 17.5 x 8.0	20.6 x 15.6 x 7.5	1.32	4.67	CC666	15	CC657	11	CD439*	CD098
CC649	CC942	CC954	DG93120		22.5 x 17.5 x 12.0	20.6 x 15.6 x 11.5	2.03	5.67	CC667	15	CC658	11	CD439*	CD098

* Grey, red and blue covers available

** Grey and blue covers available

STAKPAK® PLUS 4845 CONTAINERS

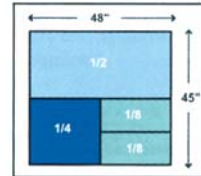
PALLET MODULARITY



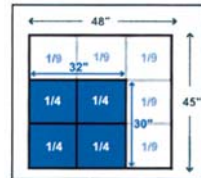
ORBIS



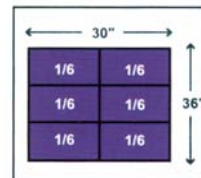
48" x 15" (1/3)
24" x 15" (1/6)
12" x 15" (1/12)
12" x 7" (1/24)




48" x 22" (1/2)
24" x 22" (1/4)
24" x 11" (1/8)



16" x 15" (1/4)
on AIAI 30" x 32"
15" x 15" (1/9)
on AIAI 45" x 48"



12" x 15" (1/6)



STAKPAK® PLUS 4845 SYSTEM CONTAINERS

- Stack-only, injection moulded, straight-wall modular containers
- High density polyethylene (HDPE)
- Reinforced external ribbing adds maximum stacking strength
- Smooth, straight interior walls provide maximum space utilization and easy cleaning
- Modular design optimizes cube on standard 45" x 48" pallet, allows for mixing and matching of various sizes
- Ergonomically designed handles for comfort and safety
- Containers hold up under temperatures from -10°F to 120°F
- Optional cardholders available

Model No.			Pallet Modularity (AIAG)		Outside Dimensions		Total Container Height"	Product Clearance"	Volume cu.ft.	48' Trailer		Cover Model No.			Cardholder Model No.
Medium Green	Grey	Royal Blue	30" x 36"	45" x 48"	Top L" x W"	Bottom L" x W"				Capacity (containers)	Wt. lbs.	Medium Green	Grey	Royal Blue	
STAKPAK® CONTAINERS															
CA498	CA499	CC112	1/12	1/24	12.0 x 7.4	12.0 x 7.4	5.0	4.5	0.1	8640	1.1	CA487	CA488	CC120	CA448
CA500	CA501	CC113	1/6	1/12	12.0 x 15.0	12.0 x 15.0	5.0	4.4	0.3	4320	1.6	CA489	CA490	CC121	CA448
CA502	CA503	CC114	1/6	1/12	12.0 x 15.0	12.0 x 15.0	7.5	6.8	0.5	3456	2.2	CA489	CA490	CC121	CA449
CA504	CC174	CC115	1/6	1/12	12.0 x 15.0	12.0 x 15.0	9.5	8.8	0.6	2304	2.5	CA489	CA490	CC121	CA449
CA507	CA508	CC116	-	1/6	24.0 x 15.0	24.0 x 15.0	5.0	4.5	0.7	2592	3.0	CA491	CA492	CC122	CA448
CA509	CA510	CC117	-	1/6	24.0 x 15.0	24.0 x 15.0	7.5	6.8	1.1	1728	3.6	CA491	CA492	CC122	CA449
CA511	CA512	CC118	-	1/6	24.0 x 15.0	24.0 x 15.0	9.5	8.8	1.4	1296	4.4	CA491	CA492	CC122	CA449
CA505	CA506	CC119	-	1/6	24.0 x 15.0	24.0 x 15.0	14.5	13.8	2.2	864	5.7	CA491	CA492	CC122	CA449
STAKPAK® COVERS															
CA487	CA488	CC120	-	-	12.0 x 7.4						0.4				
CA489	CA490	CC121	-	-	12.0 x 15.0						0.6				
CA491	CA492	CC122	-	-	24.0 x 15.0						2.1				
ATTACHED LID CONTAINERS															
-	CA518	-	-	-	24.0 x 15.0	24.0 x 15.0	9.5	8.6	1.4	1296	5.6				CA449
-	CA516	-	-	-	24.0 x 15.0	24.0 x 15.0	14.6	13.8	2.3	864	7.3				CA449

* When containers are stacked on top of each other approximately 1/2" is lost to nesting.

CARDHOLDERS

Model No.	Dimensions L" x W"
CA448	8.5 x 4.0
CA449	8.5 x 4.6

STACKABLE CONTAINERS

PLEXTON CONTAINERS

- Fiberglass wire-reinforced rim containers
- Available also without wire
- Ideal solution for heavy-duty storage, work-in-process and distribution applications
- Can withstand temperatures as low as -60°F and as high as 250°F (continuous)
- Resistant to moisture, chemicals, solvents and most oils
- Capacity: 500 lbs. per container



STACK-N-NEST® CONTAINERS

Model No.		Outside Dimensions				Inside Dimensions			Qty/ Case	Model No.		Model No.	
Red	Grey	L"	x	Top W"	x	H"	L"	Top x		W"	Red		Grey
CD179	CD193	17.9	x	10.8	x	5	15.9	x	10.1	10	CD207	CD216	CD225
CD180	CD194	19.8	x	12.8	x	6	18.1	x	11.9	10	CD208	CD217	CD226
CD181	CD195	20.6	x	13.0	x	8	18.0	x	12.3	10	CD209	CD218	CD227
CD182	CD196	24.1	x	11.4	x	6.9	20.0	x	10.7	10	CD210	CD219	CD228
CD183	CD197	24.1	x	11.4	x	9	20.0	x	10.6	10	CD210	CD219	CD228
CD184	CD198	24.3	x	14.8	x	5.1	21.7	x	14.0	8	CD211	CD220	CD229
CD185	CD199	24.3	x	14.8	x	8	21.5	x	13.9	8	CD211	CD220	CD229
CD186	CD200	25.3	x	18.1	x	6.1	21.4	x	18.1	10	CD212	CD221	CD230
CD187	CD201	25.3	x	18.1	x	10.1	22.8	x	17.3	5	CD212	CD221	CD230
CD188	CD202	27.5	x	19.9	x	14.1	23.1	x	18.9	5	CD213	CD222	CD231
CD189	CD203	29.6	x	13.8	x	7	26.7	x	12.9	10	-	-	-
CD190	CD204	30.6	x	16.9	x	11.1	26.3	x	15.9	5	CD214	CD223	CD232
CD191	CD205	34.1	x	24.0	x	8.1	30.1	x	21.6	5	-	-	-
CD192	CD206	42.5	x	20.1	x	14.1	38.1	x	19.0	5	CD215	CD224	CD233

PLEXTON STACK-N-NEST HOPPERS

- Fibreglass
- Ideal for heavy parts storage and hardware merchandising
- Nest within their own dimensions and provide positive-lock stacking
- Front label area accommodates adhesive labels



Model No.			Outside Dimensions						Inside Dimensions						Wt. lbs.	
			Top			Bottom			Top			Bottom				
Red	Green	Grey	L"	x	W"	L"	x	W"	L"	x	W"	L"	x	W"	Height"	
CD267	CD268	CD269	18.1	x	11.4	13.1	x	9.9	16.0	x	8.0	12.8	x	7.5	7.6	3.8
CD270	CD271	CD272	24.0	x	11.4	19.2	x	9.2	21.5	x	8.8	19.0	x	7.6	7.9	5.1
CD273	CD274	CD275	24.1	x	16.3	19.1	x	14.4	21.8	x	12.9	18.8	x	11.6	8.0	7.0

STACK-N-NEST® STORAGE BINS

- Great for storing, assembling and transporting small parts, components and finished goods
- Designed for maximum efficiency and utility
- Set together one way they stack and the other way they nest
- May be used on shelving or stacked up
- Heavy-duty design allows higher stacking
- In the plant, use the same bin for storage, handling, and assembly, no need to transfer contents



Model No.	Colour	Outside Dimensions			Wt. lbs.
CC890	Blue	15 1/4	x	12 1/4 x 6	2
CC891	Red	15 1/4	x	12 1/4 x 6	2
CC892	Yellow	15 1/4	x	12 1/4 x 6	2

10814E

B15

TIP-OUT™ STORAGE BINS

TIP-OUT™ BIN MODULAR STORAGE SYSTEM




CB976



1 bin

CB978



2 bins

CB543



4 bins

CB546



5 bins

CB540




3 bins

CB549



6 bins

CB552



9 bins

- Each bin has a slot for labeling
- Bins can be completely removed for replenishing or cleaning
- Uniform widths of 23.6" (for units of 2 to 9 bins)

- Can be used free-standing or with stands and pedestals
- Transparent compartments tip out for easy access and viewing
- Colour: Beige or grey

TILT BINS

Beige	Model No.		Bin Dimensions					Cabinet Dimensions					Wt. lbs.
	Grey	Bin Series	W"	x	D"	x	H"	W"	x	D"	x	H"	
CB552	CB553	QTB309	2 3/16	x	1 3/4	x	2 1/2	23 5/8	x	2 1/2	x	3 1/8	2.0
CB549	CB550	QTB306	3 1/2	x	2 5/8	x	3 3/4	23 5/8	x	3 5/8	x	4 1/2	3.0
CB546	CB547	QTB305	4 1/4	x	3 3/4	x	5 3/4	23 5/8	x	5 1/4	x	6 1/2	5.0
CB543	CB544	QTB304	5 5/8	x	5	x	7 1/2	23 5/8	x	6 5/8	x	8 1/8	7.0
CB540	CB541	QTB303	7 3/8	x	5 7/8	x	8 5/8	23 5/8	x	7 3/4	x	9 1/2	9.0
CB977	CB978	QTB302	11 1/16	x	8 7/8	x	13 5/8	23 5/8	x	11 7/8	x	13 7/8	14
CB975	CB976	QTB301	11 1/16	x	8 7/8	x	13 5/8	11 3/16	x	11 7/8	x	13 7/8	7
CB573	Disc and screw set (2 needed for each bin case)												

TIP OUT™ BINS & FRAMES



CB562



CB952



CB565



CB563

Model No.	Description	Dimensions					Qty bins per unit QTB-					
		W"	x	D"	x	H"	302	303	304	305	306	309
FLOOR STANDS												
CB562	48" 1 Sided	23 5/8	x	8	x	52	3	5	6	7	11	16
CB563	70" 1 Sided	23 5/8	x	8	x	75	5	7	8	10	15	23
CB565	48" 2 Sided	23 5/8	x	16	x	52	6	10	12	14	22	32
CB568	70" 2Sided	23 5/8	x	16	x	75	10	14	16	20	30	46
MOBILE FLOOR STANDS												
CB952	48" 2 Sided	23 5/8	x	16	x	52	6	10	12	14	22	32
CB953	70" 2Sided	23 5/8	x	16	x	75	10	14	16	20	30	46
WALL FRAMES												
CB559	48"						1	2	3	3	5	8
CB561	70"						5	7	8	10	15	23
CB573	Disc & Screw Set (2 disks/2 screws)											

PARTS CABINETS

MODULAR PARTS CABINETS

- Organize and control small parts inventory
- Standard cabinets come with light grey polystyrene drawers that are virtually indestructible
- Transparent windows on drawer fronts
- Label holder on drawer pull allows for instant identification
- Comes with two removable dividers per drawer
- Stackable steel cabinet frames finished in grey baked enamel
- 17" W x 11" D x 11" H
- Models CA850, CA851 feature all transparent styrene drawers; includes one divider per drawer; Cabinet frames measure: 18" W x 6" D x 9 1/2" H



CA853



CA854



CA856



CA857



CA858



CA851

Model No.	No. of Drawers	W"	Drawer Sizes	Wt. lbs.	Dividers Model No.	Replacement Drawers Model No.
CA853	28	2 3/16	x 10 9/16 x 2 1/16	24	CB126	CA859
CA854	20	3 3/16	x 10 9/16 x 2 1/16	21	CB133	CC143
CA856	16	4	x 10 9/16 x 2 1/8	20	CA878	CA860
CA857	15	3 3/16	x 10 9/16 x 3 1/16	20	CA880	CA863
CA858	9	5 3/16	x 10 9/16 x 3 1/16	18	CA882	CA865
CA851	36	2 3/4	x 5 3/4 x 1 1/4	12	CA879	CA862
CA850	18	2 3/4	x 5 3/4 x 2 1/2	10	CA881	CA864



CA850

HEAVY-DUTY DRAWER CABINETS

- Heavy-duty parts cabinets feature break resistant high impact clear plastic "scoop" drawers for easy removal of small parts, with two adjustable compartment dividers
- Drawers measure 2 7/8" W x 5 1/2" D x 1 7/8" H each
- Welded steel cabinets are finished in blue baked enamel



CA899



CA898

Model No.	No. of Drawers	W"	Cabinet Sizes	Wt. lbs.
CA899	64	25 1/2	x 6 1/2 x 21 3/4	34
CA898	20	16 1/2	x 6 1/2 x 11 1/4	12

TILT BIN CABINET

- Ideal for storage and organization of small parts within 4 trays and 3 shelves
- Cabinet is made of prime cold rolled steel, all-welded construction
- Place on counter top or wall mount
- Custom design compartments with dividers provided
- Trays fabricated of rugged, clear styrene acrylonitrile (SAN), dividers made of polypropylene
- Maximum of 32 compartments possible, each measures 2" W x 3 1/2" D x 4" H
- Overall cabinet dimensions: 19" W x 4" D x 26 3/4" H
- Durable grey powder coat finish
- Hardware not included

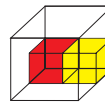
Model No. CD544



STORAGE CABINETS

INTERLOCKING STORAGE CABINETS

- Organize and control small parts inventory
- Clear window allows for easy identification of parts
- Cabinets interlock horizontally and vertically
- Cabinets are made of high impact polystyrene
- Drawer features: removable, recessed handle, label slot, and 7 divider slots
- Complete units available in grey only
- Overall cabinet size: 11 3/4" D x 11 3/4" W x 11" H
- Weight: 10 lbs
- Units come complete with drawers, clear windows and two dividers per drawer
- Additional drawers can be purchased separately in red, grey, blue & ivory



QUANTUM™
STORAGE
SYSTEMS



CD627



CD628



CD629



CD630



CD631



CD632



CD633



CD634



CD635



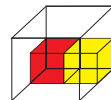
Stack and
interlock
any model!

Model No.	Mfg. No.	No. of Drawers
CD627	QIC161	16 CD608
CD628	QIC122	12 CD612
CD629	QIC83	8 CD616
CD630	QIC64	6 CD620
CD631	QIC161 & QIC83	8 CD608 & 4 CD616
CD632	QIC161 & QIC83	12 CD608 & 2 CD616
CD633	QIC161 & QIC83	4 CD608 & 6 CD616
CD634	QIC122 & QIC64	8 CD612 & 2 CD620
CD635	QIC122 & QIC64	4 CD612 & 4 CD620

Replacement Drawers				Mfg. No.	Dividers
Red	Grey	Blue	Ivory		
CD607	CD608	CD609	CD610	IDR201	CD623
CD611	CD612	CD613	CD614	IDR202	CD624
CD615	CD616	CD617	CD618	IDR203	CD625
CD619	CD620	CD621	CD622	IDR204	CD626

INTERLOCKING STORAGE CABINET FLOOR STANDS

- Fabricated of heavy-duty 14 gauge steel with a powder coated finish
- Available in three heights, 24", 48" and 70"
- Units can be single sided or double sided
- Double sided units only can be made mobile with **CD660** mobilizing kit*, includes casters and handle
- All single and double sided units must be securely fastened to the floor to ensure stability
- Units include polystyrene drawers, clear windows and two dividers per drawer
- Colour: Grey



QUANTUM™
STORAGE
SYSTEMS

Model No.	Mfg No.	No. of Cabinets Single	Model No.	No. of Cabinets Double
24" H				
CD636	QIC-124-161	4 CD627	CD648	8 CD627
CD637	QIC-124-122	4 CD628	CD649	8 CD628
CD638	QIC-124-83	4 CD629	CD650	8 CD629
CD639	QIC-124-64	4 CD630	CD651	8 CD630
48" H				
CD640	QIC-148-161	8 CD627	CD652	16 CD627
CD641	QIC-148-122	8 CD628	CD653	16 CD628
CD642	QIC-148-83	8 CD629	CD654	16 CD629
CD643	QIC-148-64	8 CD630	CD655	16 CD630
70" H				
CD644	QIC-170-161	12 CD627	CD656	24 CD627
CD645	QIC-170-122	12 CD628	CD657	24 CD628
CD646	QIC-170-83	12 CD629	CD658	24 CD629
CD647	QIC-170-64	12 CD630	CD659	24 CD630

* Mobilizing kit includes casters and handle
Model No CD660



CD638



CD653 and CD660



CD656

PARTS CASES - STEEL

Sliding drawer parts cabinets provide a convenient parts storage system with the flexibility of removable drawers and a large assortment of drawer configurations.

Drawers are housed in a "sliding" drawer cabinet and may be mounted on a raised base. Small 13 1/4" x 9 1/4" x 2" and large 18" x 12" x 3" drawers are available.

SLIDING DRAWER CABINETS

- Carriages extend 100% of the drawers depth for easy access to parts
- Flexibility of removable drawers and a large selection of drawer configurations
- Drawer cabinet may be mounted on a raised base
- Cabinets are available for both the small and large drawer sizes
- Drawers and base are sold separately



CA965 Drawer cabinet

Drawers sold separately



Model No.	Dimensions W" x D" x H"	For Drawer	Drawer Capacity	Wt. lbs.
CA963	20 x 15 3/4 x 8 1/8	Large	2	20
CA965	20 x 15 3/4 x 15	Large	4	34
CA972	15 1/4 x 11 3/4 x 11 1/4	Small	4	22
CA975	15 1/4 x 11 3/4 x 16 3/8	Small	6	32

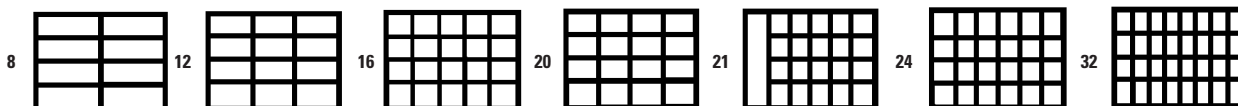
STEEL SCOOP DRAWERS

- Fixed compartment drawers
- Choose from between 8 and 32 compartment fixed drawers
- Small drawer dimension: 13 1/4" x 9 1/4" x 2"
- Large drawer dimension: 18" x 12" x 3"
- Manufactured of prime cold rolled steel
- Finished in rust and acid resistant baked enamel
- Drawers have inserts of high impact plastic
- Inserts have rounded scoops, making it easy to remove small parts
- All models have covers designed to stay open
- See chart below for drawer configurations



CA997 Drawer

Fixed drawer configurations, order by number of compartments



LARGE DRAWERS 18" x 12" x 3"

SMALL DRAWERS 13 1/4" x 9 1/4" x 2"

Number of Compartments	Model No.	Wt. lbs.	Model No.	Wt. lbs.
8	-	-	CB032	4
12	CA986	8	CB015	4
16	CA989	8	CB017	4
20	CA992	8	CB023	4
21	CA995	8	CB026	4
24	CA997	8	CB029	4
32	CB002	8	-	-

ADJUSTABLE DRAWERS

- Adjustable drawers provide the added flexibility of arranging your drawers according to your changing needs
- Removable dividers can be "slotted" into place or removed altogether



Model No.	Drawer Size	Wt. lbs.
CA977	Large	8
CA979	Small	4



CABINET BASES

- Cabinet bases raise your cabinet/drawer combination 12" off of the floor or work bench
- Models are available to adapt to both small and large drawer size cabinets



Model No.	Overall Dimensions W" x D" x H"	For Drawer	Wt. lbs.
CA980	20 3/8 x 16 x 15 1/8	Large	13
CA983	15 1/2 x 12 1/8 x 15 1/8	Small	12

PARTS CABINETS

CAROUSEL DRAWER CABINETS

- Designed to utilize open and often unused areas such as corners
- Rotary carousel units provide convenience for small parts storage
- All-welded cabinets include clear drawers, dividers and I.D. labels
- Cabinet overall dimension: 12" W x 5 3/4" D x 22" H
- Blue enamel finish
- Turntable **model CA912** may be set up with up to 3 levels of 4 cabinets per level

Model No.	No. of Drawers	Drawer Model No.	Drawer Sizes				Wt. lbs.	
			W"	x	D"	x		H"
CA870	60	(Model CD441)	2	x	5 5/16	x	1 3/8	10.7
CA869	48	(Model CD442)	2 1/2	x	5 5/16	x	1 3/8	10.7
CA868	30	(24 x Model CD442)	2 1/2	x	5 5/16	x	1 3/8	10.7
		(4 x Model CD443)	5 5/16	x	5 5/16	x	2 1/4	-
		(2 x Model CD444)	11	x	5 5/16	x	2 1/4	-
CA867	16	(Model CD443)	5 5/16	x	5 5/16	x	2 1/4	10.3
CA912	-		(3 Tier Turntable Unit Only)					40.0



CA867
16-Drawer Cabinet




CA868
30-Drawer Cabinet



CA869
48-Drawer Cabinet



CA870
60-Drawer Cabinet



CA912
Turntable shown c/w 12 CA869 cabinets

ADD-A-DRAWER®

- Grey plastic drawer modules with clear windows simply slide and lock onto each other
- Can be stacked both horizontally and vertically
- Allows you to create a customized drawer cabinet
- Add on one or more units as more storage capacity is required
- Dividers and labels included



CA840



CD235



CA841



CA842



CD234



CA844



CA855

Model No.	Colour	No. of Drawers	Unit size				Wt. lbs.
			W"	x	D" x	H"	
DRAWER MODULES							
CA840	Grey	2	5	x	5 x	2	0.88
CA841	Grey	1	2 1/2	x	5 x	2	0.20
CA842	Grey	1	4 1/2	x	10 x	2 1/2	1.00
CA844	Grey	1	5	x	5 x	2	0.20
CA843	Blue	4	3	x	6 x	5 3/4	1.0
CA845	Blue	2	6	x	6 x	3	1.0
CA846	Blue	1	6	x	6 x	3	1.0
CA847	Blue	1	12	x	6 x	3	1.6

CABINET KITS

CA877	Blue	32	12	x	6	x	10 1/2	8.0
CA874	Blue	27	12	x	6	x	17 3/4	11.6
CA855	Blue	19	12	x	6	x	11 3/4	7.6
CD234	Grey	4	4 1/2	x	10 1/2	x	10	4
CD235	Grey	42	15	x	5	x	16	15.5

STEEL DRAWER CABINETS & CARTS



A. 48, 72 & 96-Drawer Cabinets, Base included

96 Drawer

72 Drawer

48 Drawer



B. 18-Drawer Cabinets



D. 9-Drawer Cabinets



C. 24-Drawer Cabinets



E. 30-Drawer Cabinets

DURHAM INDUSTRIAL DRAWER CABINETS

- Provide a rugged modular storage system for small parts
- Select from a range of drawer capacities from 9 drawers to 96 drawers per cabinet
- Various drawer sizes are available including drawer heights of 2", 2 3/4" and 3 1/2", and drawer depths of 11 1/8" and 17"
- Each drawer includes 2 adjustable dividers and full width handles
- Drawer sides are slotted to hold dividers



Type	Model No.	No. of Drawers	Drawer Size				Cabinet Height"	Wt. lbs.	Replacement Drawers	
			W"	x	D"	x	H"			
A	CA936	48	5 1/4	x	11 1/8	x	2 3/4	43	176	CA921
A	CA939	72	5 1/4	x	11 1/8	x	2 3/4	54	238	CA921
A	CA941	96	5 1/4	x	11 1/8	x	2 3/4	65	300	CA921
B	CA924	18	5 1/4	x	11 1/8	x	2 3/4	10 7/8	50	CA921
B	CA925	18	5 1/4	x	11 1/8	x	3 1/2	12 3/4	87	CD661
B	CA926	18	5 1/4	x	17	x	3 1/2	12 3/4	75	CA923
C	CA930	24	5 1/4	x	11 1/8	x	2 3/4	14 1/4	60	CA921
C	CA932	24	5 1/4	x	17	x	3 1/2	16 7/8	96	CA923
D	CA942	9	5 1/4	x	11 1/8	x	2 3/4	10 7/8	28	CA921
E	CA934	30	5 1/4	x	11 1/8	x	3 1/2	21 1/8	87	CD661
E	CA935	30	5 1/4	x	17	x	3 1/2	21 1/8	118	CA923
-	CA946	Extra Divider for 2 3/4" H Drawer						0.1	-	
-	CA947	Extra Divider for 3 1/2" H Drawer						0.1	-	

HEAVY-DUTY 2-SIDED MOBILE CART/WORK STATIONS

- Two rigid and two swivel casters with locking brakes
- Sturdy tubular handle allows ease of mobility
- Rubber tray mat provides safe, secure, non-skid work surface
- Finished in rust and acid resistant powder coated, grey baked enamel
- Heavy-duty casters, capacity of 1000 lbs.



- Two 12-compartment bins back-to-back
- Overall dimensions: 24" W x 34" D x 32" H
- Ship weight is: 139 lbs.

Model No. CD330



- Two 40-compartment bins back-to-back
- Overall dimensions: 24" W x 34" D x 32" H
- Ship weight: 159 lbs.

Model No. CD349



- One lockable 4-compartment storage cabinet
- One storage bin with 12 compartments
- 12 easily dividable pull out storage drawers, six on each side
- Overall dimensions: 24" W x 34" D x 36" H
- Ship weight: 180 lbs.

Model No. CD348



B21

PLASTIC COMPARTMENT CASES

COMPARTMENT BOX RACKS

- All steel grey baked enamel rack holds five plastic compartment boxes
- Bolt holes permit stacking and keyhole slots are furnished for wall mounting



Model No.	Description	Dimensions W" x D" x H"	Wt. lbs.
CB631	Small box rack	11 1/4 x 6 3/4 x 10 3/4	7
CB632	Large box rack	13 1/2 x 9 1/8 x 13 1/4	11

COMPACT POLYPROPYLENE COMPARTMENT CASES

- High strength, oil resistant polypropylene, boxes with covers fitted with heavy-duty reinforced hinges
- Hinges have a special "stop" feature which allows the cover to remain in open position
- Covers overlap on all sides of the bottom tray
- Two snap latches assure secure closure
- Both transparent and opaque yellow models will not cloud up or fade over time
- Stackable



CB513/ CB514	CB509/ CB510	CB511/ CB512	CB507/ CB508	CB501/ CB502	CB503/ CB504	CB505/ CB506
-----------------	-----------------	-----------------	-----------------	-----------------	-----------------	-----------------



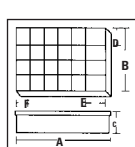
Model No.		Overall Dimensions					No. of Compartments	Compartment Dimensions					Wt. lbs.
Clear	Yellow	W"	x	D"	x	H"		W"	x	D"	x	H"	
CB513	CB514	11	x	6 3/4	x	1 3/4	6	1 3/4	x	6 1/4	x	1 9/16	0.7
CB509	CB510	11	x	6 3/4	x	1 3/4	12	1 3/4	x	3 1/8	x	1 9/16	0.7
CB511	CB512	11	x	6 3/4	x	1 3/4	18	1 3/4	x	2 1/16	x	1 9/16	0.7
CB507	CB508	13 1/8	x	9	x	2 5/16	6	2	x	8 1/2	x	2	0.8
CB501	CB502	13 1/8	x	9	x	2 5/16	12	2	x	4 3/32	x	2	0.8
CB503	CB504	13 1/8	x	9	x	2 5/16	18	2	x	(6) 4 3/4 (12) 2	x	2	0.8
CB505	CB506	13 1/8	x	9	x	2 5/16	24	2	x	2	x	2	0.8

LARGE CASES -


18 1/2" L X 13" W

- Large "Super Satchel" organize tool cribs, maintenance departments, shop floors and allow complete portability
- Lighter weight: 3.5 Lbs. vs. 8 Lbs. in metal
- See-through lids allow quick identification of contents
- Copolymer resins will not rust
- Brass pinned hinges provide strength and durability
- Identification card holder for quick case selection
- Moulded integral feet, making ideal presentation cases

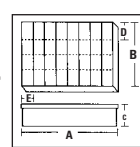
A: 18 1/2"
B: 13"
C: 3"
D: 3"
E: 4"
F: 2 7/8"




CB496
Wt.: 3.5 Lbs.
24 compartments



A: 18 1/2"
B: 13"
C: 3"
D: 2 15/16"
E: 2 1/8"



CB497
Wt.: 3.5 Lbs.
For 8 to 32 compartments
24 partitions provided

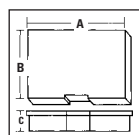


SMALL CASES -


15" L X 11 3/4" W

- Small "Satchel" store and organize large, medium, small and flat parts, removable partitions
- See-through lids allow quick identification of contents
- Copolymer resins that will not rust or dent
- Brass pinned hinges provide strength and durability
- Open interior style (CB498)
- Divided style (CB499) or double case (CB500) with two cases sonically welded back to back
- Can be stored flat or upright

A: 15"
B: 11 3/4"
C: 2 1/2"



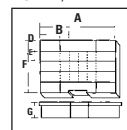
CB498
Wt.: 2.2 Lbs.



CB499
Wt. 2.9 Lbs.



A: 15"
B: 2"
C: 3 1/8"
D: 2 1/8"
E: 2"
F: 11 3/4"
G: 2 1/2"



CB500
Wt. 5.8 Lbs.



JUMBO DRAWER CABINETS

PRACTICAL, EFFICIENT & ECONOMICAL

- Jumbo-sized transparent plastic drawers allow you to store larger tools or materials close at hand
- Drawers are housed in an all-welded steel cabinet measuring over 3 feet high
- Each drawer includes an I.D. card with a clear plastic shield
- Steel tabs prevent drawers from spilling their contents when pulled out
- Grey enamel finish
- Drawer dividers included

KLETON

OVER
3 feet high



STEEL PARTS CABINET

Includes:

- 2 keys
- I.D. card with a clear plastic shield & 2 dividers per drawer

Model No. CD440



CA889



CA892



CA890



CC454

Model No.	No. of Drawers	Drawer Size					Cabinet Size					Wt. lbs.
		W"	x	D"	x	H"	W"	x	D"	x	H"	
CA889	30	5.6	x	9.6	x	3.3	21.3	x	10.4	x	37	58
CA892	48	4.7	x	8.6	x	2.8	22.6	x	8.7	x	37	58
CA890	60	5.6	x	9.6	x	1.6	21.3	x	10.4	x	37	69
CC454	60	3.5	x	8.5	x	2.8	22.6	x	8.7	x	37	69
CD440	48	4.7	x	8.6	x	2.9	22.11	x	10.8	x	37	66.84



CA891



CC453

WORKBENCH CABINETS

- Ideal for storing parts right on your workbench
- Kleton jumbo drawer cabinets provide the high drawer load capacities of full sized jumbo cabinets
- Available with 24 drawers 8.6" D x 4.7" W x 2.8" H each or 32 drawers 8.5" D x 3.5" W x 2.8" H each
- All-welded steel cabinets finished in grey enamel
- Drawer dividers included

Model No.	No. of Drawers	Cabinet Size					Wt. lbs.
		W"	x	D"	x	H"	
CA891	24	17.3	x	8.7	x	25.6	33
CC453	32	18.0	x	8.5	x	25.6	33.2

STEEL STORAGE BINS

- Pigeonhole type steel storage bin units organize small parts
- Best suited where space is limited and organization is crucial
- Produced of prime cold rolled steel
- Fully welded, will not warp, twist or sag
- Fully hemmed label holders provide adequate space for content identification
- Each divider is hemmed in a tear drop design to avoid sharp edges
- Doors with padlock attachment and bases to raise units are available with most models
- All units are 33 3/4" wide and are available in depths of 12" or 8 1/2"
- Finished in grey baked enamel

CA151



Perfect for organizing your shop - can be filled with just about anything!



CA152

CA154



Door for storage bins



Base for storage bins



CA136



CA133



CA149



12" DEEP STORAGE BINS

8 1/2" DEEP STORAGE BINS

	Model CA133	Model CA134	Model CA136	Model CA149	Model CA151	Model CA152	Model CA154	Model CA150	Model CA153	Model CA155
Width	33 3/4"	33 3/4"	33 3/4"	33 3/4"	33 3/4"	33 3/4"	33 3/4"	33 3/4"	33 3/4"	33 3/4"
Height	11 1/2"	19 1/4"	23 7/8"	23 7/8"	42"	42"	42"	22 1/4"	42"	42"
Depth	12"	12"	12"	12"	12"	12"	12"	8 1/2"	8 1/2"	8 1/2"
No. of Bins	16	18	24	40	42	56	72	40	56	72
Bin Depth	11 7/8"	11 7/8"	11 7/8"	11 7/8"	11 7/8"	11 7/8"	11 7/8"	8 3/8"	8 3/8"	8 3/8"
Bin Height	5 1/6"	6 3/8"	5 1/2"	4 1/2"	4 7/16"	3 1/8"	4 1/2"	4"	4 5/8"	4 1/2"
Bin Width	4"	5 3/8"	5 3/8"	4"	5 3/8"	4 7/8"	4"	4"	4 7/8"	4"
Door Model No.	-	-	CA142	CA142	CA141	CA141	CA141	CA148	CA141	CA141
Base Model No.	CA157	CA157	CA157	CA157	CA157	CA157	CA157	CA158	CA158	CA158
Weight lbs.	25	38	44	50	71	75	80	50	60	85

STACKBIN CONTAINERS

STEEL STACKBINS & STACKRACKS

- Hopper-front steel *Stackbins* are available with capacities from 70 cubic inches up to 5100 cubic inches
- They may be easily stacked one on top of another, or housed in steel *Stackracks*, allowing lower units to be removed without disturbing units stacked above them
- Standard blue baked enamel finish

*Picture shown w/double *Stackrack* available upon request



Stackbins



Covers



Stackracks
& Stacker
Bases*

PLASTIC STACKBINS

- Available in two types and sizes of plastic
- CB310** is moulded of polypropylene and has a capacity of 200 cubic inches
- CB314** is moulded of polyethylene and has a capacity of 1600 cubic inches
- The exclusive interlocking front bar prevents the bins from spreading under heavy loads



STACKBIN

Stackbins Model No.	Cap. Cu. in.	Dimensions W" x L" x H"	Wt. lbs.
CA765	70	4 1/2 x 8 x 4 1/2	1.8
CA766	200	5 1/2 x 12 x 4 1/2	3.0
CA767	500	7 1/2 x 15 1/2 x 6	5.5
CA768	900	9 x 18 3/4 x 7 1/2	9.0
CA772	1400	10 x 24 x 8	12.0
CA769	1600	12 x 20 1/2 x 9 1/2	12.5
CA770	2800	15 x 24 x 11	20.5
CA771	5100	18 x 30 x 12	30.0

Stackbins Cover Model No.	Single Stackrack /Model No.	Wt. lbs.	Stackrack Bases 2 wide Model No.	Wt. lbs.
-	CD447	3.5	N/A	--
-	CA773	4.0	N/A	--
-	CA774	5.5	CD448	22.0
CA715	CA775	8.5	CA688	24.0
CA730	CA780	9.0	CA703	23.0
CA720	CA776	10.0	CA693	23.0
CA724	CA778	12.0	CA697	24.0
CA727	CA779	14.0	CA700	27.0

Model No.	Dimensions W" x L" x H"	Wt. lbs.
Blue CB310	5 1/2 x 12 x 4 1/2	0.8
Grey CB311	12 x 20 1/2 x 9 1/2	4.0
Red CB312		
Yellow CB313		
CB314		
CB315		
CB316		
CB317		

PRE-ENGINEERED BIN COMBINATIONS

Model No. CD378

17-Compartment System includes:


- 1 row of CA770 bins (2 wide)
- 3 rows of CA768 bins (3 wide)
- 2 rows of CA767 bins (3 wide)
- All corresponding *Stackracks*, adapter covers-which allow bins to stack and 12" base

STACKBIN

Model No. CD379

31-Compartment System includes:

- 1 row of CA770 bins (4 wide)
- 1 row of CA769 bins (5 wide)
- 1 row of CA768 bins (6 wide)
- 1 row of CA767 bins (7 wide)
- 1 row of CA766 bins (9 wide)
- All corresponding *Stackracks*, adapter covers-which allow bins to stack and 12" base



CD379



CD378

SECTIONAL STACKBINS

- Sectional *Stackbin* units are an economical alternative to standard *Stackbins*
- Individual compartments are created from a standard 37" wide unit divided by welded steel partitions
- Each unit may be stacked on a larger, or similar sized unit, with covers and bases to complete the unit

Model No.	Dimensions W" x L" x H"	Bins in Section	Wt. lbs.
CA786**	37 x 8 x 4 1/2	8	11.0
CA787**	37 x 12 x 4 1/2	6	13.8
CA788	37 x 15 1/2 x 6	5	20.0
CA789	37 x 18 3/4 x 7 1/2	4	29.0
CA790	37 x 20 1/2 x 9 1/2	3	35.0
CA791	37 x 24 x 11	2	40.0

SECTIONAL BASES

CA793	Base for CA788
CA794	Base for CA789
CA795	Base for CA790
CA796	Base for CA791

SECTIONAL COVERS

CA797	Cover for CA786
CA798	Cover for CA787
CA799	Cover for CA788
CA800	Cover for CA789
CA801	Cover for CA790
CA802	Cover for CA791

** No bases available

STACKBIN



PRE-ENGINEERED SECTIONAL SYSTEMS

- Complete with Sectional *Stackbin* 6" high base and top cover
- 5000-lb stocking capacity

USING CA788 SECTIONAL STACKBINS

Model No.	Description	Wt. lbs.
CD354	7 row unit w/35 Comp.	136.5
CD355	8 row unit w/40 Comp.	156

USING CA789 SECTIONAL STACKBINS

Model No.	Description	Wt. lbs.
CD356	6 row unit w/24 Comp.	174
CD357	7 row unit w/28 Comp.	226.5

USING CA790 SECTIONAL STACKBINS

Model No.	Description	Wt. lbs.
CD358	5 row unit w/15 Comp.	200
CD359	6 row unit w/18 Comp.	235

USING CA791 SECTIONAL STACKBINS

Model No.	Description	Wt. lbs.
CD360	4 row unit w/8 Comp.	183.5
CD361	5 row unit w/10 Comp.	222.5

STACKBIN



CD361

FDA APPROVED POLY CONTAINERS

BUS/UTILITY BOXES

- Made of durable, commercial grade plastic
- Reinforced handles, bottom and ribs for added strength
- Capacity: 17.5 L
- 20" L x 15" W x 5" H

Model No. **CD445** Grey

Model No. **CD446** White

Model No. **CD662** Grey Cover

Certified to NSF Std. #2 (splash zone).

USDA Meat & Poultry Equipment

Group Listed and assists in complying w/HACCP guidelines



GENERAL PURPOSE PAILS

- Snap on lids available:
Dry seal type or **gasket type** for liquid handling
- Galvanized steel handles except **CB040**

ROPAK



STRAIGHT SIDED TOTE BOXES

- Rotationally moulded
- Oversized lip for easy handling
- Stackable



Model No.	Description	App. Cap. cu.ft.	Inside Top Dim. L" x W" x D"	Wt. lbs.
CB485	Straight sided	0.8	18 x 15 x 5	5
CB484	Straight sided	1.9	20 x 18 x 9	7

CROSS STACK & NEST TOTE BOXES

- Rotationally moulded
- Oversized lip for easy handling



Model No.	Description	App. Cap. cu.ft.	Inside Top Dim. L" x W" x D"	Wt. lbs.
CB486	Stack and nest	0.7	19 x 12 x 5	4
CB487	Stack and nest	1.0	22 x 13 x 6	5
CB488	Stack and nest	1.5	24 x 15 x 7	7
CB491	Stack and nest	2.3	26 x 17 x 9	9

TOTE TUBS

- Rotationally moulded
- Resistant to most chemicals
- Nestable



Model No.	Description	Cap. Gal.	Inside Diameter Top" x Bottom" x Height"	Wt. lbs.
CA094	Round tote barrel	10	15 3/4 x 12 3/4 x 18	4
CA081	Round tote barrel	15	17 x 13 1/2 x 24	7
CA107	Round tote barrel	35	22 1/2 x 19 x 29 1/2	12
CA117	Round tote barrel	45	25 1/2 x 20 x 31 3/4	15
CA023	Round tote barrel	5	12 3/4 x 11 x 14	3
CA080	Square tote tub	15	15 3/4 x 15 3/4 x 20	5

Model No.	Description	Dimensions Dia" x W"	Wt. lbs.
CB040	4-L pail w/plastic handle	8 1/4 x 6	0.5
CB039	Lid for pails 4, 5, 6 L w/static joint	8 1/2 x 1/2	0.2
CB043	11.4-L pail w/metal handle	11 x 9	1.1
CB041	Lid for pails 11.4 L w/o static joint	11 3/8 x 5/8	0.3
CB046	20-L pail w/metal handle	11 7/8 x 15 3/8	2.0
CC426	Lid for 20-L pail	12 1/2 x 5/8	0.4
CB045	Heavy-duty lid for 20 and 23-L pails w/pouring spout	12 1/8 x 3/4	0.6

ROUND STORAGE CONTAINERS

- Large ergonomic pull-tab lids makes for easy opening
- Double seal lids help minimize leaking, spoilage and spills
- Dishwasher safe, durable plastic construction
- Ergonomic, easy-grip handles for comfort and control



White	Model No.	Clear	Description	Capacity	Wt. lbs.
	CB583	CB584	Round storage container	2 qt/1.89 L	.35
	CB585	CB586	Round storage container	4 qt/3.79 L	.58
	CB587	CB588	Round storage container	6 qt/5.68 L	.73
	CB589	CB590	Round storage container	8 qt/7.57 L	.85
	CB591	CB592	Round storage container	12 qt/11.36 L	1.25
	CB593	CB594	Round storage container	18 qt/17.03 L	1.8
	CB599	CB600	Round storage container	22 qt/20.82 L	2.4

LIDS

Model No.	Description	Wt. lbs.
CB595	Bright yellow lid, fits CB583, CB584, CB585, CB586	.22
CB596	Bright yellow lid, fits CB587, CB588, CB589, CB590	.28
CB597	Bright yellow lid, fits all other containers	1

POLYETHYLENE TANKS

CYLINDRICAL TANKS

- Ideal for plating, compounding, pickling, and mixing
- Cylindrical tanks are self-supporting when filled
- Natural translucent walls permit visual inspection of contents at all times
- An assortment of fittings may be installed to meet the most demanding applications
- Colour: Natural white

TANK					COVER	
Model No.	Capacity Imp. Gal.	Inside Dia. "	Tank Depth "	Wt. lbs.	Model No.	Wt. lbs.
CA074	5	11	16	3	CA075	1
CA027	12	13	27	4	CA028	1
CA020	15	16	24	6	CA026	1
CA025	25	16	35	8	CA026	1
CA021	30	18	33	10	CA022	1
CA067	30	20	27 1/2	11	CA068	2
CA036	45	22 1/2	34	18	CA037	3
CA076	60	22 1/2	45	22	CA077	3
CA078†	75	24	48	23	CA079	3
CA126†	90	28	42	30	CA127	5
CA034†	100	30	42	35	CA035	6
CA046†	125	30	48	40	CA047	6
CA038†	150	36	42	45	CA039	8
CA122†	175	30	71	75	CA123	6
CA054†	175	36	48	55	CA055	8
CA048†	240	42	48	65	CA049	11
CA105†	270	42	54	72	CA106	11
CA111†	300	48	48	100	CA112	22
CA124†	400	52	60	160	CA125	26
CA058†	500	48	84	175	N/A	-

† F.O.B. Lindsay, Ontario

RECTANGULAR TANKS

- Ideal for storage and mixing at constant temperatures up to 150°F or 170°F intermittent
- Covers available for most sizes
- To prevent bulging under continuous heavy and liquid load, simple bracing of steel, plywood or lumber is recommended
- Straight sides, external lip unless otherwise stated
- Colour: Natural white

TANK						COVER	
Model No.	Capacity Imp. Gal.	Inside Dim. L " x W " x D "				Model No.	Wt. lbs.
CA110	6	11	x	11	x 15	N/A	-
CA065	15	24	x	15	x 11	N/A	-
CA069	15	45	x	22	x 5	N/A	-
CA084*	20	23	x	19	x 16	CA085	3
CA066	20	23	x	23	x 12	N/A	-
CA050	20	24	x	10	x 24	N/A	-
CA045**	30	30	x	14	x 24	N/A	-
CA063	30	35	x	23	x 10	CA064	6
CA029	45	25	x	25	x 27	N/A	4
CA071*	50	45	x	22	x 15	CA072	7
CA086	60	35	x	23	x 23	N/A	-
CA042†	75	42	x	24	x 24	CA043	7
CA089†	100	37	x	26	x 31	CA091	7
CA051†	140	54	x	30	x 24	CA052	11
CA030†	160	48	x	30	x 30	CA031	11
CA099†	190	60	x	30	x 30	N/A	-
CA115†	200	48	x	24	x 48	N/A	10
CA056†	300	72	x	36	x 33	CA057	15

* Tapered sides ** Top dimensions restricted.

† F.O.B. Lindsay, Ontario

Cylindrical Tanks



Rectangular Tanks



FITTINGS

A large variety of fittings are available for all types and sizes of tanks.

These include:

- Threaded taps
- True union ball valves
- Welded Boss
- Removable adaptors

BULK STACKING CONTAINERS

BAG IN THE BOX

- An ideal choice for safe and sanitary storage or transport of non-regulated liquids
- Durable double wall, foam filled insulated container provide excellent temperature consistency
- 2" thick polyurethane foam insulation
- Sloped bottom for complete drainage
- 4-way forklift/pallet entry
- 2" reusable discharge valve
- "Y" clip tie-down clips secures lid tightly to container
- Liner features: 2" filler spout attached, FDA material, completely disposable and dairy and Kosher approved
- Stackable 2 high
- Dimensions: Outside 48" L x 44" W x 49" H, Inside 43" L x 39" W x 38" H
- Weight: 247 lbs.
- Capacity: 261 US gallons, 35 cubic feet, 2000 lbs
- FDA/USDA approved

Model No. CD664



INSULATED CONTAINERS

- An ideal choice for product storage and transport
- High quality rotational moulding, one piece seamless construction
- Durable double wall, foam filled insulated containers provide excellent temperature consistency
- 1 1/2" polyurethane foam model CD665 and 2" polyurethane foam models CD666 & CD667 insulation helps keep product cold up to five days when properly iced
- Corners designed with increased strength
- Moulded in handle on model CD665 container only, for easy transport
- 2-way and 4-way forklift/pallet jack entry
- 2" screw-in drain plug with nesting spot
- "Y" clip tie-down clips secures lid tightly to container
- FDA/USDA approved



Model No.	Outside Dimensions w/lid			Inside Dimensions			Weight lbs.	Cap. US Gal.	Cap. Cu.ft.	Cap. Lbs.
	L" x W" x H"	L" x W" x H"	L" x W" x H"	L" x W" x H"	L" x W" x H"	L" x W" x H"				
CD665	42 x 24 x 22	36 x 21 x 20	70	67	9	500				
CD666	48 x 43 x 38	44 x 39 x 27	175	179	27	1500				
CD667	48 x 43 x 49	44 x 39 x 38	226	261	35	2000				



OPEN MESH CONTAINERS

- Rugged construction ensures long lasting, trouble free service
- 3/4" - 13 gauge expanded metal mesh panels
- 2 half drop gates
- Four-way fork truck access
- 4 1/4" underclearance
- Overall dimensions: 34 1/2" x 40 1/2" x 32 1/4"
- Stackable up to 5 high
- 15 cu.ft. capacity
- Deck capacity: 2500 lbs. mesh deck, 3000 lbs. sheet metal deck
- Blue enamel finish

Model No.	Style	Wt. lbs.
CA397	Mesh deck	105
CA398	Sheet metal deck	114
CA368	Replacement foot	0.72

THREADED ROD RACK

- Eighteen 2 1/8" dia. openings
- Overall dimensions: 24 1/8" W x 6 7/8" D x 24" H
- Weight: 16 lbs.
- Colour: Grey
- Shipped knocked down

Model No. CB578



MULTI-PURPOSE BIN

- Removable vertical dividers allow creation of multi-width compartments
- Scoop shelves allow contents to be removed easily
- Keyhole slots provide for wall mounting
- 36 bins (3 7/8" W x 4 5/8" D x 3 3/4" H)
- 23 3/4" W x 4 3/4" D x 23 3/4" H
- Wt.: 25 lbs.
- Colour: Grey

Model No. CA161



PLASTIC PALLETS

EXPORT PALLET

Produced from 100% recycled material, this low-cost, lightweight pallet is ideal for export and 1-way shipments! It interfaces with all types of order picking equipment of facilitate distribution in multiple applications including retail, grocery, food service, international shipment and general industry.

- Single faced pallet
- Flow-thru design results in easy cleaning
- Injection moulded
- Available flat deck or with discontinuous lip (LPD version)
- Nestable design
- Recyclable, lightweight
- True 4-way entry for forklifts and hand trucks
- Colour: Black



ORBIS

Model No.	Dimensions			Load Capacity lbs.		Wt. lbs.
	W"	x	L" x H"	Dynamic	Static	
FLAT DECK						
CC435	40.2	x	48.2 x 5.5	2300	11000	21.5
DISCONTINUOUS LIP						
CC436	40.2	x	48.2 x 6.5	2300	11000	21.5

RACKSTAR II PALLET

- Highly impact resistant design
- Internal reinforcements meet aggressive application requirements
- 100% recyclable with fully removable reinforcement structure
- Solid wall design for increased durability
- 4-way forklift accessible
- Easy to sanitize
- Removable/repairable stringers or full frame bottom, with easy-to-replace fasteners, are available for added capacity in forklift and conveyor use
- Perimeter molded-in lip options offer secure product loading and stacking
- Rackable



Model No.	Description	Pallet Rack Capability lbs.				Wt. lbs.
		Load Capacity lbs.		Centre	Edge	
	W" x L"	Static	Dynamic	Supports	Supported	
CC162	40 x 48 with lip	30,000	6000	3000	6000	56.6
CC163	40 x 48 without lip (Includes 16 deck grommets)	30,000	6000	3000	6000	56.6

ORBIS NESTABLE LIGHTWEIGHT PALLET WITH LIP

- 5/8" raised edge surrounding the deck prevents loads from sliding off
- Single faced, one-piece high-density polyethylene construction
- Cleans easily with efficient drainage design
- Nestable
- 2500 lbs. moving load capacity
- 10,000 lbs. static load capacity
- 4-way fork lift and 2-way pallet truck entry



ORBIS

Model No.	Dimensions"			Load Capacity lbs.		Wt. lbs.
	W" x L" x H"			Moving	Static	
CB521	40 x 48 x 5 1/2 w/lip			2500	10,000	21

Also available in USDA/FDA approved material for non-direct food contact.

RECYCLED PLASTIC PALLET



- Slip resistant/no skid surface
- Nestable for easy storage
- 100% recycled plastic
- Easy to clean
- 4 way fork truck and hand truck entry
- Doesn't rot, mildew, mould or splinter and is insect resistant
- Lightweight, 32 lbs.



Model No.	Dimensions"			Load Capacity lbs.		Nest Ratio
	W" x L" x H"			Static	Dynamic	
CC098	48 x 40 x 5			30,000	4000	2:1

ORBIS RACKSTAR PALLETS

- Ideal for use in food industry and in situations where higher capacity racking capabilities are important
- Double-deck, one piece construction with an open grid and large corner for easy cleaning
- Standard high density polyethylene or USDA/ FDA approved HDPE virgin material for direct food contact
- In an edge-supported rack, pallet can hold up to a 2500 lbs. evenly distributed load
- Moving load capacity of 5000 lbs.
- Static load of 30,000 lbs.
- 4 way fork lift or pallet truck entry
- Colour: Standard-Black, USDA/FDA-Blue



ORBIS

Model No.	Dimensions"			Description	Wt. lbs.
	W' x L" x H"				
CB536	40 x 48 x 6 5/8			Standard	45
CB537	40 x 48 x 6 5/8			USDA/FDA Food Approved	45

Note: Test for pallet deflection on loads over 2500 lbs. when used with unsupported (edge-supported) pallet rack.

RECYCLED EXPORT PALLET

- 20,000-lb static capacity
- 4000-lb dynamic capacity



Model No.	Dimensions W" x L" x H"			Wt. lbs.
CD277	40 x 48 x 5			28

DRUM PALLET

The 48 x 48 one-piece drum pallet features four moulded-in rings to secure the drums during transportation, underside rings for secure double stacking and complete flow through design.

- Structural foam
- Pallets fit side by side in regular trailers
- Standard colour: Black
- Dimensions 48.8" L x 48.8" W x 5.5" H
- Weight: 57 lbs.



ORBIS

Model No.	Load Capacity lbs.		Truckload Quantity		Fork Truck Entry	Hand Truck Entry
	Static	Dynamic	48' Trailer	53' Trailer		
CC153	30000	4000	418	494	4 way	4 way